

Scan to download!

Android



iOS



## PARENT APP

TUTORIAL FOR PARENTS

### Getting Started!

- 1 Get your login credentials! Request them from your school's Transportation Department.
- 2 Download Busology's Free Parent App.
- 3 Once you have successfully logged in you're ready to track your child's bus in real-time!

You have two ways of doing this:

- 1 Through our Parent App in "Map View".
- 2 Or in our Web Portal: Go to [www.viafy.com](http://www.viafy.com) and click on "Parent Login". Enter your credentials.

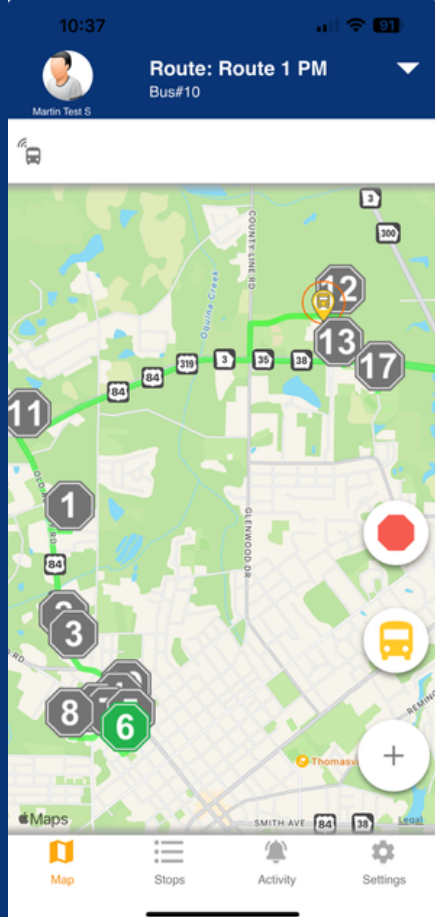
### How to Use the App!

#### Map View:

Track in real-time your child's bus location at all times!

#### List View:

View your child's route and what stop the bus is currently at.



Go to my stop

Go to my bus

Open menu

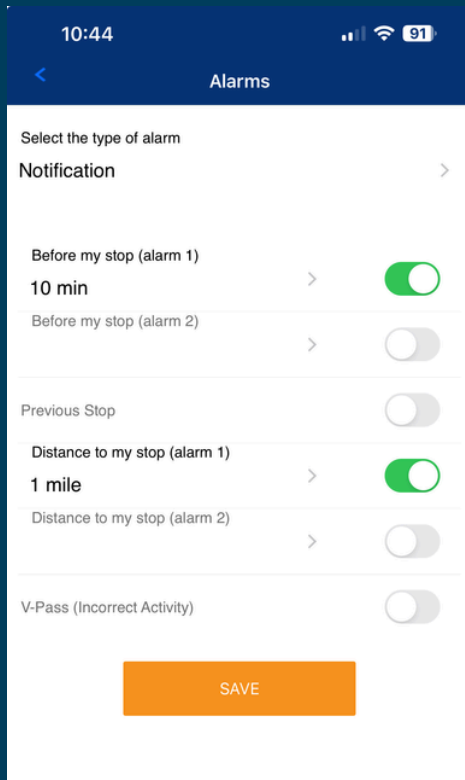


**Alarms & Notifications** Set time and distance alarms to receive automatic notifications or emails when the bus is arriving at your stop.

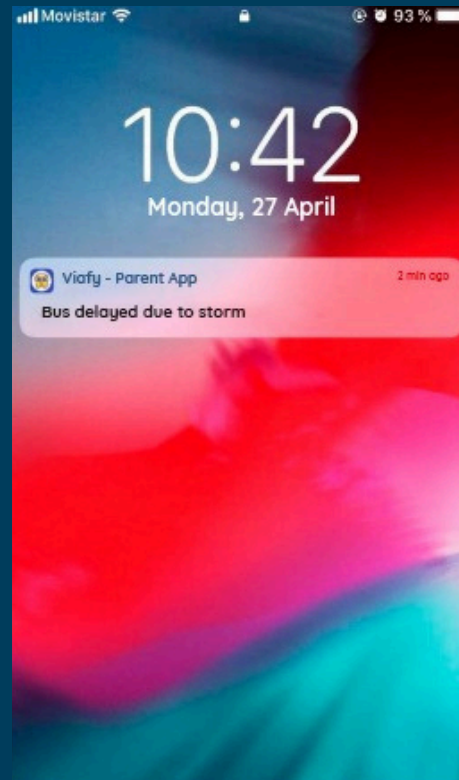
Go to Settings> Alarms

### Push Notifications

Stay up-to-date with important messages and notifications sent by the School District through the App.



**Time-based and Previous stop alarms will trigger based on stop expected time. Distance alarms will trigger based on live bus movements**



**Push Notifications will pop even if the app is closed.**

How do I report a problem?

**Are your kids assigned to the wrong bus or route?**  
**Contact the District's Transportation Department!**

**You haven't received your login credentials yet?**

**For security purposes, the District's Transportation Department will send them directly to your email.**  
**Contact them for more information.**

