

# WEST OSO

## INDEPENDENT SCHOOL DISTRICT

---



HOUSE BILL 5  
SECTION 46  
SHOWCASE REPORT  
2018 – 2019  
MONDAY  
MAY 20, 2019



*Personalization. Collaboration. Trust.  
Every Student. Every Hour. Every Day.*

# House Bill 5 Section 46 Showcase Report

2018~2019

Superintendent

*Mr. Conrado Garcia*

Assistant Superintendent

*Dr. Cissy Perez*

Director of Special Education and Student  
Services

*Mrs. RJ Alvarado*

Business Manager

*Mr. David Palacios*

Assessment & Accountability

*Ms. Isabel Olivarez*

Technology

*Mr. Andrew Martinez*

STEM Coordinator

*Kim Moore*

**Fine Arts**  
Committee Members  
Krystle Barboza- WOJH  
Gabe Davila- WOHS  
Mike Perez- JFK/ WOE  
2019

**A. Authentic Evidence**

John F. Kennedy Elementary School

- Assemblies
- Music class

West Oso Elementary School

- Assemblies
- Music class 3<sup>rd</sup> & 4<sup>th</sup> grade only

West Oso Junior High School

- Band performances
- Theatre Arts performances
- Choir performances
- Art displays
- U.I.L. participation
- Black History presentations
- Veteran's Day Program
- Cinco de Mayo celebrations
- Music courses
- Theatre Arts courses
- Art courses

West Oso High School

- Band, Jazz Band , Mariachi and Camp
- Choir, camp and performances
- Art courses and student displays
- U.I.L. participation
- Black History presentations
- Veteran's Day Program
- Cinco de Mayo celebrations
- Theatre Arts courses and performances

**B. Successes**

At West Oso ISD, many different Fine Arts classes are offered at the secondary level. There are many opportunities to participate in events, camps and competitions in UIL, art, band, choir and theatre. Veterans' Day, Christmas, Black History and Cinco de Mayo are all celebrated with performances by students at each campus within the discipline of the fine arts.

### C. Priorities

John F. Kennedy and West Oso Elementary School need fine arts teachers for their respective campuses. Both John F. Kennedy and West Oso Elementary are in need of a full time Art teacher. A full time music teacher at both John F. Kennedy and West Oso Elementary are needed. Currently only the 3<sup>rd</sup> and 4<sup>th</sup> graders are offered music class at West Oso Elementary. This would also prove to be beneficial for West Oso Junior High because students at both JFK and WOE would be provided the basic introduction to the different fine arts courses offered at WOJH.

This would take West Oso ISD into a new arena of competition with other surrounding districts. There is significant evidence that shows the value of a fine arts program/ classes as an essential part of improving learning throughout all academic areas.

## Wellness and Physical Education

### Committee Members

Katrina Najera, WOE Counselor

Jaime Barrera, WOE Physical Education/SPED Teacher

Joseph Sanchez, JFK Physical Education Teacher

Cheryl Fillmore, WOISD Athletic Director

#### A. Authentic Evidence

##### West Oso ISD

- School Health Advisory Committee (SHAC)
- Unlicensed Diabetes Care Assistant training to appropriate staff
- Free immunization at summer registration
- Mobile blood donation site each 6 weeks
- Physical Education classes taught by certified, highly qualified teachers, including adaptive PE
- Full time nurse at each campus
- Full time Registered Nurse at WOE
- Full time certified counselor at each campus
- Guidance lessons on topics of wellness, character education, and bullying
- Bullying reporting form
- CPR/First Aid certification for appropriate staff
- Community Health Fair
- Wellness and P.E. included in Campus Improvements Plans
- Red Ribbon Week activities district wide
- Pregnancy related services
- Blood borne pathogen training for all staff
- Sexual Harassment training for all staff
- Vision, Hearing, Scoliosis Screenings
- Compliance with USDA nutrition requirements for the National School Lunch Program
- Free breakfast and lunch program during the school year and summer
- Summer sports programs
- ACE program offers nutritional snacks before afterschool program begins
- ROTC program
- Participation in UIL activities
- Full time Communities in Schools caseworker at each campus
- Discount rate at Corpus Christi Athletic Club for all employees
- Free fitness classes offered at Neighborhood Molina Center to all community members through ACE
- West haven parks improvements completed

#### John F. Kennedy Elementary School

- Breakfast in the classrooms daily
- Scheduled Physical Education classes weekly
- Scheduled recess time
- Scheduled Counseling lessons
- Anti-Bullying lessons
- Hearing and Vision screenings
- Career Day that focused on STEM careers including Wellness & Physical Education Careers

#### West Oso Elementary School

- Scheduled Physical Education classes weekly
- Scheduled Counseling lessons
- Anti-bullying lessons
- Online Anti-Bullying lessons
- Fitness gram given to all students 3<sup>rd</sup>-5<sup>th</sup>
- ACE Dazzling Bears Dance Team
- Y-Teens, 5<sup>th</sup> grade girls
- Life Skills classes, 5<sup>th</sup> grade
- Hearing and vision screenings
- Texas A&M University Agriculture Health Awareness Classes
- La Costa Dental Presentation to Parents
- CC Dental Presentation to students in 4<sup>th</sup> grade
- Career Day that focused on STEM careers including Wellness & Physical Education Careers

#### West Oso Junior High School

- Scheduled Athletic classes
- Scheduled Physical Education classes
- Concussion oversight team
- UIL athletic team participation, cheerleading competitions
- Fitness gram given to all students 6<sup>th</sup>-8<sup>th</sup>
- Health courses offered
- Scoliosis screenings
- Life Skills classes- 6<sup>th</sup> grade
- Hearing and vision screenings

#### West Oso High School

- Scheduled Athletic classes
- Scheduled Physical Education classes
- Concussion oversight team
- UIL athletic team participation, cheerleading competitions, and dance team
- Health courses offered
- Scoliosis screenings

- Hearing and vision screenings
- Teen Dating Violence information

#### West Oso High School (continued)

- Drunk Driving and Texting While Driving Programs
- Student athletic trainers
- Health Science courses offered
- Nutritional values training through Home Economics courses
- ROTC Program
- ROTC competitions

#### B. Successes

West Oso ISD offers athletics programs in Football, Cheerleading, Dance Team, Basketball, Baseball, Softball, Powerlifting, Tennis, Cross Country, Volleyball, Golf and Track. All JFK, WOE, and JH students participate in physical education programs. All JFK and WOE students participate in recess. All WOISD campuses have a full time nurse. WOE has a full time Registered Nurse, who is available to all campuses. All WOISD campuses have a full time counselor. All WOISD campuses have a full time Communities in Schools caseworker. All WOISD campuses offer ACE programs that offer nutritional snacks and fitness classes. Westhaven Park offers community access to improved fitness park. Discount rate at Corpus Christi Athletic Club for all employees. Free fitness classes offered at Neighborhood Molina Center to all community members through ACE.

#### C. Needs

More emphasis can be placed on nutritional choices offered through activities and classes for all student body. Parents and staff need to be encouraged to make healthier lifestyle choices.

#### D. Priorities

More student participation is needed for physical activities. Parents and staff need to be encouraged to make healthier lifestyle choices.

## Community and Parental Involvement

### Committee Members:

Sylvia Mitchell- WOHS SPED  
Dept. Chair Norma Puente-  
Instructional Facilitator Robert  
Stoner- WOJH Teacher  
Gracie Stillman- ACE Director  
LeeAnn Canas-ACE Family Engagement  
Specialist

### A. Authentic Evidence

#### West Oso ISD

- STEM Advisory Council Meetings (all campuses, community, parents, businesses)
- Community Health Fair
- Veteran's Day Program (all campuses)
- Texas Public School Week Events (all campuses)
- Open House (each semester, all campuses)
- Shop with a Cop
- Information available in English and Spanish
- Awards Assemblies per campus
- Parent Portal Online
- Facebook Notification
- Immunization Clinic each Summer
- Summer Food Program
- Campus Improvement Plan members include parents, businesses, and community members
- ARD, 504, RTI, and LPAC parent participation
- Parental Involvement Conference
- Communities in Schools (CIS)
- ACE Program
- Family Fitness (Zumba)
- Instructional Showcase: Celebration of Education
- (CIS & ACE) Turkey Give-Away (Nov. & Dec.)
- Del Mar Parent Academy
- Lights on After School campaign at Boys and Girls Club of CC
- Monthly parent meetings (CIS and ACE)
- WOISD Student of Character Banquet
- Saturday School (all campuses)



## JFK Elementary School

- Head Start Partnership
- Parent Volunteers
- Pennies for Patients Collection
- 2<sup>nd</sup> Grade Transition Field Trip
- Annual Parental Involvement Conference
- Boy and Girl Scout Troops
- Black History and Hispanic Month activities
- ACE: Family Movie Night
- Reading Restaurant
- PTO established; Monthly Meetings
- Grandparents' Day
- Red Ribbon Week
- Veterans Day
- PGA Christmas with Santa
- LIVE Zumba demonstration
- Making Strides Against Breast Cancer Walk (Water Gardens)
- 911 Presentation
- Kirby Recycling Robot Presentation
- Peter Piper Pizza Family Night Library Fundraiser
- Science Fair at TAMU-CC
- Toddler Time: JFK Library
- BLT – Books and Lunch Together: JFK Library
- Happy Bear Presentation
- Jump for Heart
- Color Dash Fundraiser
- DEAR and Dr. Seuss Day
- Science Night: TAMU-CC student presentations
- ACE: Family Easter Basket Night
- Harvest Festival
- CIS: Holiday Food Drive
- Hispanic Heritage Guest Readers: Liz Gutierrez, Kristin Diaz, Barbi Leo, Priscilla Torres, Conrado Garcia, Stephania Jimenez, Jennifer Lira, Tessa Barrera
- Career Day

### West Oso Elementary School

- STAAR Family Night (ACE)
- Christmas Caroling and Reading to Tri-Sun Nursing Home residents
- Christmas Caroling at the Nueces County Courthouse
- Thanksgiving Food Collection
- Pennies for Patients
- Jump Rope for Heart
- 5<sup>th</sup>. Grade Transition Field Trip to WOJH
- YWCA for 5<sup>th</sup> Grade girls
- Girl Scout Troop
- Novel Night
- PTO established
- Jr. Buc Day parade- Dazzling Bears (ACE)
- Mother/Son Dance
- Father/Daughter Dance
- Coffee with the Counselor
- Muffins with Mom
- Donuts with Dad
- Judge Joe Benavides presentation, “Cloud of Turbulence”
- Career Day

### West Oso Junior High School

- Bear Necessities Student Newspaper
- Open House (Fall and Spring)
- Food Bank Donations
- Science Field Trip (Sunset Beach, Bays, and Estuaries Cleanup)
- Awards Assemblies
- Domestic Violence Awareness Family Fun Fest
- Anti-Bullying Speaker and Rally
- Veteran’s Day Assembly
- Student of the Week
- Black History Month Celebration
- Homecoming Activities
- University of Texas “Explore UT” Field Trip (ACE)
- Parents’ Nights (Athletics)
- WOJH Library Food Drive for Gulf Coast Humane Society
- Sports Banquet (Athletics)
- Band Events (Winter and Spring Concerts, Buc Days Jr Parade)
- Choir Events (Winter and Spring Concerts)
- Cinco de Mayo Celebration- Loteria Night

## West Oso High School

- (CIS) Student Shopping Spree
- Early College High School Program
- Freshmen Orientation (Fish Camp)
- College Night & Career Expo
- (CIS) Go Purple Event
- (CIS) Red Ribbon Week
- (CIS) Poppin' In Your Destiny Conference (CIS/Jr. League Partnership)
- (CIS & Counselor's) Ready for College & Career Conference
- Share Your Christmas
- (CIS) \$100.00 Dollar Shopping Spree
- (CIS) Christmas Tree Give Away
- (CIS) Canned Food Drive
- (CIS) Winter Clothing Drive
- ROTC Beach Clean-Up
- Teen Book Fest By the Bay----W.B. Ray High School
- (CIS) FAFSA Information Night
- (CIS & Counseling Dept.) FAFSA Workshop
- Exploring Endorsements Conference
- (CIS) Walk the Stage Kickoff (41 cap-gowns)
- (CIS) Cinderella's Closet Kickoff
- US Army Information Booth (Feb. & May)
- Veteran's Day Celebration (Feb.)
- Senior Sign Day
- (CIS) Love is Not Abuse
- (CIS) Recycle Week
- (CIS) Holiday Food Basket Giveaway (Nov. & Dec.)
- (CIS) Teen Dating Violence Awareness
- (CIS) Family Night Monthly Parent Meetings (Every 3<sup>rd</sup>. Wed.)
- (CIS) Meningitis Shot Drive
- (CIS / ACE) Lights on After School Celebration
- (ACE) Family Zumba Fitness
- (CIS / ACE) Financial Literacy Night
- Black History Celebrations
- Cinco de Mayo Celebrations
- CTE Career Presentations
- CTE Courses
- UIL Participation
- ARD, 504, RTI, and LPAC Parent Participation
- Del Mar Craft Training Center Partnership
- Del Mar College offering: Dual Credit, Cosmetology, EMT, and Auto Mechanics
- Athletic Events
- Band, Mariachi, and Choir Concerts
- Special Olympics Events

## B. Successes

The district is successful in its outreach to involve the community in building relationships within the family unit as well as with surrounding businesses among all campuses. This year was also the Second Annual Business Partnership Breakfast which was also in conjunction with Career Day at the high school. New educational partnerships were formed with Texas A&M-Corpus Christi, Lyondell Bassell, Hammonds Educational Leadership Program (HELP) and Fish for Life. Students from JFK and WOE participated in the district Science Fair at TAMU-CC.

This year, JFK and WOE shared a music teacher, which was very beneficial to the students' knowledge and appreciation of music.

## C. Needs

West Oso ISD should provide more academic activities for students to demonstrate their abilities. A community partnership with PTA/PTO mentorship would benefit students at the secondary level. In addition, ESL and GED classes need to be provided to parents and the community. The two elementary campuses would benefit from a Fine Arts Program with a Certified Art Teacher. The district also needs affordable internet access for students and their families. The City of Corpus Christi provides free Wi-Fi, but parts of our community are excluded from the service which hinders some students from completing homework and/or projects.

## D. Priorities

It would be beneficial for all campuses to establish an active PTA/PTO to encourage additional academic activities for community, parents, and students to participate in. The elementary campuses need to implement a Fine Arts Program in art to increase student knowledge of art and encourage parental involvement opportunities. Community and business partners as mentors for at-risk students would be beneficial to increasing academic success.

**21<sup>st</sup> Century Workforce Development**  
Committee Members:  
Kim Moore- STEM Coordinator Chair)  
Jose Vela-HS Assistant Principal  
Paul Rodriguez- HS Counselor  
Chris Olson-JH Math

**A. Authentic Evidence**

1. West Oso ISD
  - A. Specialized Programs at Middle and High School Levels
  - B. College Awareness Theme throughout Campuses
  - C. Collaborative Learning Curriculum
  - D. Technology Initiative throughout Campuses
  - E. Business Breakfast
2. West Oso High School-Junior High School
  - A. Specialized Programs
    1. AVID Program
    2. ROTC Program
    3. CATE Department
    4. Clubs and Events
    5. Early College High School
    6. Process Technology Innovation Academy
    7. Hammons Educational Leadership Program (HELP)
    8. Upward Bound
  - B. Curriculum Offerings
    1. Dual Credit/Advanced Placement Courses
    2. Craft Training Center, Del Mar College Skill and Trade Offerings
    3. Dual Credit courses in Process Technology and Instrumentation
  - C. Interaction with Universities and Colleges
    1. Post-Secondary Institute that presented at West Oso High
    2. Post-Secondary Institutes visited by West Oso High Students

**B. Successes**

West Oso High School and West Oso ISD continue to embrace their mission and vision of preparing students for success in their 21<sup>st</sup> century endeavors. The mission and vision are embodied in the daily course offerings in the district. Lesson plans reflect relevant and collaborative subject matter, and these lessons are often augmented with use of technology; as the district added computers/smart-boards and chrome books. The CATE program continues to groom pupils for post-secondary opportunities via its challenging and relevant curriculum coupled with its enriching extra-curricular activities. The West Oso ISD AVID program continues to grow; as it featured the addition of additional teacher positions and enrollment of students. Career days were held at all four campuses this year.

The ROTC program continues to thrive as cadets earned local, statewide and national recognition. Del Mar College is as a partner in the education of students who attend West Oso ISD. The formal partnership afforded students a wider range of Dual Credit and Advanced Placement course offerings, while creating an avenue for the possibility of housing post-secondary educational courses taught by university instructors on West Oso High School's campus.

The Early College High School is currently in its fourth year of existence. In the program students may receive 60 college hours towards an associate degree. Each year 50 incoming freshmen students are selected to make up a cohort.

A huge point of pride for West Oso ISD is the relationships that we have built with our business and community partners. The 3<sup>rd</sup> annual business breakfast was held on November 1st, 2018. One hundred and fifty representatives from government, corporations, higher education, and civic leadership attended this event. Following this event, many of the attendees have continued to support our schools in various ways. The Hammons Educational Leadership Program (HELP) along with financial support from business partners established a Career Exploration program in the junior high and high school. Guest speakers from the engineering and medical field spoke to AVID classes. Students were then able to go on field trips to visit a hospital and engineering firm. There are business partners on our ECHS Advisory board as well as our newly formed STEM Advisory council. A group of teachers spent their professional development day touring Lyondell Bassell, a refining company that is one of our new partners. This company donated all the supplies that the process technology students would need to begin their program of study.

With the addition of an experienced and passionate business teacher, the UIL accounting team was formed. Students on this team won numerous awards at these competitions, including 1<sup>st</sup> place in district. The High School added the Finance Pathway through the Business and Industry Endorsement. Students will have the opportunity to take accounting I and II.

#### C. Needs

West Oso ISD seeks to further explore the breadth and depth of scholarly opportunities available through its partnerships and actively seek additional partnerships. It is the intention of the district to raise the number of college credits earned by students in high school, while aspiring to ensure students have the opportunity to graduate with professional licenses and certifications. In committing to its mission and vision, West Oso ISD looks to increase the number of trips to colleges, universities, and industries, while also increasing the number of colleges, universities, and industries to visit the district's campuses.

#### D. Priorities

Enriching the educational opportunities of the district's diverse student body remains the greatest priority of West Oso ISD. With a multitude of studies reflecting the magnitude of college/university training in determining post-secondary school quality of

life; continuing to explore opportunities for students to receive relevant educational opportunities will remain of paramount importance to the district. Next year, there will be a focused effort on providing internship experiences for students. There will also be more attention on preparing students for SAT/ACT exams, and supporting students in their college application process

**Second Language Acquisition Program**  
**Committee Members**

Fernando Gonzalez-Principal WOE  
Margaret Evans, Principal, WOJH  
Martha Torres, Teacher, JFK

**A. Authentic Evidence**

**West Oso ISD**

- Home language surveys for all new and incoming students
- Highly qualified teachers
- Interpreters for events and meetings
- Communication in English and Spanish
- Bilingual summer program
- Cultural enrichment activities and celebrations
- Monitored with data: LPAC, PBMAS, LOTE, STAAR, EOC, TELPAS, ITBS, TPRI

**John F. Kennedy Elementary School**

- Hispanic Heritage Month activities: museum, readers
- Black History Month: daily announcements, readers and parade
- Tracking Charts

**West Oso Elementary School**

- Hispanic Heritage Month activities: daily announcements, luncheon
- Black History Month: daily announcements
- Tracking charts

**West Oso Junior High School**

- Black History Month: Black History Program and luncheon
- Cinco de Mayo Luncheon
- Tracking charts
- Spanish Class > 8<sup>th</sup> Grade

**West Oso High School**

- Hispanic Heritage Month activities: daily announcements, luncheons
- Black History Month: daily announcements, luncheon
- Spanish Club
- College and dual credit



## B. Successes

Campuses' are successful with identifying and monitoring ELL students. We ensure we review appropriate data and track each student's success. We offer celebrations with scheduled calendar holiday events.

## C. Needs

WOISD does not currently provide opportunities for ELL parents to learn English. They are referred to the Communities in Schools for assistance. Students celebrate cultural traditions only on designated holidays. Multi-culture awareness and inclusion into the school culture is necessary for students to appreciate their fellow students, staff and community backgrounds. More activities designed to bring cultural awareness and the impact it can have on student success should be a growing priority for school and district wide events.

## D. Priorities

WOISD recognizes the need for English courses to be offered to ELL parents in the district. This priority would foster parent school connections. An increase in cultural celebrations across the district for multi-cultural awareness would be valuable.

## Digital Learning Environment

### Committee Members:

Andrew Martinez, Technology Director

Deena Taylor, Librarian WOE

Adriana Quezada, Librarian JFK

#### A. Authentic Evidence

##### West Oso ISD

- Board approved Acceptable Use Policy signed by students and staff
- Certified Library Media Specialist at each campus
- Digital Media collections in libraries
- Online staff development (EduHero)
- Readily available computer access
- Interactive whiteboards in classrooms
- Utilization of instructional technology tools
- Laptop carts
- Digital probes
- Social media: Facebook, Twitter
- Parent portal
- E-readers
- Discovery Education
- Computer science courses-secondary level
- Digital student projects
- Document cameras and projectors
- K-8 technology TEKS taught through Learning.com
- Utilization of technology to research, create and demo new learning
- Security web filters
- Additional web based instructional programs, ex. Study Island, Reading Plus, Learning.com

##### West Oso High School

- CTE courses
- Online course work
- Online credit recovery
- Student engagement response tools, ex. Poll Anywhere
- Reading Plus
- Online Databases (GALE and TEXQUEST)
- Overdrive (ebooks)

##### West Oso Junior High School

- Reading Plus
- Study Island
- Digital Library (eBooks)
- Accelerated Reader
- Freedom Flix /True Flix/Science Flix

- Online Databases (GALE and TEXQUEST)
- BrainPop
- Flocabulary
- Learning.com

#### West Oso Elementary School

- Digital Library (ebooks)
- BrainPop
- Flocabulary
- TumbleBooks
- Accelerated Reader
- Reading Plus
- Learning.com
- Online Databases (Gale and Texquest)

#### JFK Elementary School

- Virtual Field Trips
- Distance learning partnerships
- BrainPop
- PebbleGo
- ABDO Digital
- TumbleBooks Jr.

### B. Successes

West Oso ISD is highly successful in offering students a variety of technology applications in which to learn. The district's ability to meet the technology needs of our students has been greatly aided by EMAT funding, therefore providing students increased opportunities and access to technology and digital learning opportunities. Our technology implementation and sustainability is fostered through the Library Media Specialist at each campus and the district technology department.

### C. Needs

- 5 Year District Technology Plan
- Technology Budget
- Update computers in outdated or under equipped technology classrooms
- Document Cameras for every teacher in every classroom
- Technology class included in the Elementary "rotation" at all grade levels, not just as RTI or "lab time".
- Increase Library budgets to purchase more ebooks and online content
- Continued staff development for new programs
- One to one device initiative (not just early college students)
- Student newscast
- Virtual School Network
- Student Response Systems/devices
- Wi-Fi access for students and staff (lending devices)
- Designated open/flexible lab spaces at WOHS.
- Update student and staff computers at WOHS Library
- Replace outdated computer carts and WOJH and WOHS

#### D. Priorities

In order for the district to continue to provide an optimal digital learning environment for all students, the district should sustain the quality resources already in use, offer technology courses/classes to every student at every grade level, **provide updated technology to staff members (document camera, laptop, media cart & projector) in all classrooms**, incorporate new avenues of learning such as a true ‘One to One’ initiative for students, and continue to create distance learning partnerships allowing our students to interact with the outside world and make additional global connections.

## Dropout Prevention Strategies (House Bill 5 2018-19)

### Committee Members:

Diane Clayton- Secondary Instructional Facilitator

Marcy Davis- Principal JFK

Terry Avery- Principal WOHS

#### A. Authentic Evidence

##### West Oso ISD

- Board Approved RTI Behavior and Academic plans
- District Approved RTI Process
- Migrant Program
- AVID
- Anti-Bullying Program
- Early College High School
- Communities In Schools
- Attendance Plan
- Parent Involvement /Communication
- District Calendar

##### West Oso High School

- Compass Learning
- Counseling/Guidance Programs
- Migrant Survey
- Personal Graduation Plans
- RTI Plan and Implementation
- Anti-Bullying Program
- Communities In School
- Clubs
- EOC Interventions (Master Schedule)
- AVID
- Tutorial schedule
- Pregnancy form
- Early College High School
- Attendance Committee
- HB5 Survey Links
- Diversity Programs
- Saturday Academies
- Red Ribbon Week
- Freshman Transition Program

- Parent Communication
- Calendar of Events

#### West Oso Junior High School

- Saturday Academies
- Course Catalog
- RTI Plan
- Migrant Survey
- Homeless Education Initiative
- Anti-Bullying Program
- Communities in School
- Certified Counselor
- AVID
- Survey Links
- Attendance Committee
- Attendance Incentives
- Master Schedule (Built in Interventions)
- Campus Newsletters
- Diversity Programs
- Tutorial forms
- Communication with Parents
- Calendar of Events

#### West Oso Elementary School

- RTI Plan and Implementation
- Migrant Survey
- Homeless Education Initiative
- Anti-Bullying Program
- School Culture Climate initiatives
- Clubs
- Parent Involvement
- Counselor
- HB5 Survey Links
- Communities in Schools
- School Calendars
- Parent Communication

## Educational Programs for Gifted and Talented Students

Committee Members:

Paul Alvarado, Math Teacher/ Dept.  
Chair, WOJH

Jose Vela, Assistant Principal WOHS

Elsa Hofstetter, Director of the Early College High School

Sara Saenz, Teacher WOE

### A. Authentic Evidence

West Oso ISD

- Parent Information of program
- Credit by Exam opportunities available
- GT students work with non-identified students and independently
- GT teachers receive annual 6 hour update training
- GT teachers have 30 hour required training
- Administrators and counselors receive annual 6 hour professional development
- GT products displayed at the Celebration of Education Showcase

Elementary

- Transfers, furloughs, reassessment and testing procedures implemented

Secondary

- GT services available in four core areas

### B. Successes

Written policies for identification and assessment, and procedures implemented for transfers, furloughs, re-assessment and exiting procedures are updated and provided. Teachers remain in classroom rather than missing day(s) for G/T training. 6-hour update offered at the beginning of the academic year (August) and online, 30-hour training offered online. Teachers who provide GT services have a minimum of 30 hours training including nature and needs, identification and assessment and C & I prior to assignment or within one semester of assignment. Multiple criteria are used for identification at Kindergarten level, and all students are automatically considered for GT or other advanced services. Appropriately trained selection committee makes final determinations for placement. Products and achievements of gifted/talented students are aligned to the rigorous GT standards and are shared with the community at the district wide Celebration of Education Showcase.

### C. Needs

GT policies and procedures need to be Board approved every 3 years. Additional funding from business partnerships, scholarships, group fundraisers, etc., is needed to supplement state and local funding for programming especially if GT funding is cut through the state revenues. GT staff should be involved in planning and conducting GT staff development.

### D. Priorities

In order to meet the needs of our GT population, and the TEA State Plan for The Education of Gifted and Talented Student's, planning for the 2019-2020 school year will take place during the summer of 2019. The STEM Education

Program will work to increase rigor in the curriculum for the GT population. Continued transparency with parents and community stakeholders will provide value and credibility to the WOISD Gifted and Talented Program.



## Compliance with Statutory Reporting and Policy Requirements

### Committee Members:

Conrado Garcia, Superintendent

RJ Alvarado, Director of Special Education and Student Services

David Palacios, Business Manager

Melissa Pantoja, PEIMS

#### A. Authentic Evidence

WOISD complies with all statutory reporting and policy requirements through the following reports presented and/or published to the school board and community in meetings and public hearings: Texas Academic Performance Report (TAPR), School Report Cards, Campus Improvement Plans, NCLB highly qualified teacher reports, Superintendent Contract, adopted budget, immunization requirements for students, and the student code of conduct

The district keeps on file at each campus student home language surveys, migrant surveys, and personal graduation plans for all high school students and principal attestations on web pages, and compliance with the McKinney-Vento Homeless Education ACT, Foster Care Consortium and the Office of Civil Rights.

The district established and meets 4 times per year with our district Student Health Advisory Committee (SHAC) with staff and community, Language Proficiency Assessment Committee (LPAC), campus (CAT) and district (DAT) Committee meetings, attendance committee meetings, and end of year grade placement meetings

WOISD is up-to-date with required staff development intended to support special education students, DAEP students, dyslexia students, medically fragile students, gifted and talented students, discipline concerns, and medical training. In addition, we have partnerships with the Juvenile Justice Board, State Assessment Training, and teacher appraisal training for all necessary staff, Emergency Operations Plan training for all staff and hazardous chemical materials, disability training, Suicide Prevention training, Teen Dating Violence Training, and pest management for required employees. Further trainings include: Dyslexia, Discipline, Blood Borne Pathogens, Title I, HIPPA, FERPA, and training on Public Funds.

The district complies with all HIPPA Health Privacy and FERPA and student records for students.

#### B. Successes

WOISD complies with required community notification and implementation of district committees. We accurately file necessary documentation needed for various student populations. We train appropriate staff each year for required professional development and staff safety. We ensure all staff is adequately trained and attend trainings and committee meetings regarding current law and trends in the education system. Policy updates approved by the WOISD Board of Trustees keeps the district in compliance with federal and state laws and regulations.

C. Needs

The district will continue revisions of policy to keep up with changes in federal and state laws.

D. Priorities

The district will continue revisions of policy to keep up with changes in federal and state laws.

## CAMPUS RATINGS SUMMARY

## CAMPUS RATINGS SUMMARY

Campus Name: John F. Kennedy Elem

District Name: WOISD

School Year: 2018-2019

<i><b>Program Area</b></i>	<i><b>Rating</b></i>
Fine Arts	<i>Recognized</i>
Wellness and Physical Education	<i>Exemplary</i>
Community and Parent Involvement	<i>Exemplary</i>
21st Century Workforce Development	<i>Recognized</i>
Second Language Acquisition Program	<i>Acceptable</i>
Digital Learning Environment	<i>Exemplary</i>
Dropout Prevention Strategies	<i>Acceptable</i>
Educational Programs for Gifted and Talented Students	<i>Recognized</i>
<b>Average Campus Program Score</b>	<b>3.13</b>
Compliance with Statutory Reporting and Policy Requirements	<i>Yes</i>

<b>Overall Performance Rating:</b>	<i><b>Recognized</b></i>
------------------------------------	--------------------------

## CAMPUS RATINGS

Campus Name: West Oso Elementary

District Name: WOISD

School Year: 2018-2019

<i><b>Program Area</b></i>	<i><b>Rating</b></i>
Fine Arts	<i>Acceptable</i>
Wellness and Physical Education	<i>Acceptable</i>
Community and Parent Involvement	<i>Exemplary</i>
21st Century Workforce Development	<i>Recognized</i>
Second Language Acquisition Program	<i>Acceptable</i>
Digital Learning Environment	<i>Recognized</i>
Dropout Prevention Strategies	<i>Acceptable</i>
Educational Programs for Gifted and Talented Students	<i>Acceptable</i>
<b>Average Campus Program Score</b>	<b>2.50</b>
Compliance with Statutory Reporting and Policy Requirements	<i>Yes</i>

<b>Overall Performance Rating:</b>	<b><i>Recognized</i></b>
------------------------------------	--------------------------

## CAMPUS RATINGS

Campus Name: West Oso Junior High

District Name: WOISD

School Year: 2018-2019

<i><b>Program Area</b></i>	<i><b>Rating</b></i>
Fine Arts	<i>Exemplary</i>
Wellness and Physical Education	<i>Exemplary</i>
Community and Parent Involvement	<i>Recognized</i>
21st Century Workforce Development	<i>Recognized</i>
Second Language Acquisition Program	<i>Acceptable</i>
Digital Learning Environment	<i>Exemplary</i>
Dropout Prevention Strategies	<i>Acceptable</i>
Educational Programs for Gifted and Talented Students	<i>Exemplary</i>
<b>Average Campus Program Score</b>	<b>3.25</b>
Compliance with Statutory Reporting and Policy Requirements	<i>Yes</i>

<b>Overall Performance Rating:</b>	<b><i>Recognized</i></b>
------------------------------------	--------------------------

## CAMPUS RATINGS

Campus Name: West Oso High School

District Name: WOISD

School Year: 2018-2019

<i>Program Area</i>	<i>Rating</i>
Fine Arts	<i>Exemplary</i>
Wellness and Physical Education	<i>Exemplary</i>
Community and Parent Involvement	<i>Acceptable</i>
21st Century Workforce Development	<i>Recognized</i>
Second Language Acquisition Program	<i>Acceptable</i>
Digital Learning Environment	<i>Recognized</i>
Dropout Prevention Strategies	<i>Acceptable</i>
Educational Programs for Gifted and Talented Students	<i>Acceptable</i>
<b>Average Campus Program Score</b>	<b>2.75</b>
Compliance with Statutory Reporting and Policy Requirements	<i>Yes</i>

<b>Overall Performance Rating:</b>	<b><i>Recognized</i></b>
------------------------------------	--------------------------

## DISTRICT RATINGS SUMMARY



## DISTRICT RATINGS SUMMARY

District Name: WOISD

School Year: 2018-2019

Campus Name	Fine Arts	Wellness/PE	Community & Parent Involvement	21st Century Workforce Development	Second Language Acquisition	Digital Learning Environment	Dropout Prevention Strategies	GT Program	Compliance	Overall Performance Rating
John F. Kennedy Elem	Recognized	Exemplary	Exemplary	Recognized	Acceptable	Exemplary	Acceptable	Recognized	Yes	Recognized
West Oso Elementary	Acceptable	Acceptable	Exemplary	Recognized	Acceptable	Recognized	Acceptable	Acceptable	Yes	Recognized
West Oso Junior High	Exemplary	Exemplary	Recognized	Recognized	Acceptable	Exemplary	Acceptable	Exemplary	Yes	Recognized
West Oso High School	Exemplary	Exemplary	Acceptable	Recognized	Acceptable	Recognized	Acceptable	Acceptable	Yes	Recognized
Campus 5										
Campus 6										
Campus 7										
Total Unacceptable / No	0	0	0	0	0	0	0	0	0	0
Total Acceptable / Yes	1	1	1	0	4	0	4	2	4	0
Total Recognized	1	0	1	4	0	2	0	1		4
Total Exemplary	2	3	2	0	0	2	0	1		0
Average Program Score	3.25	3.50	3.25	3.00	2.00	3.50	2.00	2.75		
Totals from All Campus Programs:		Unacceptable or No0		Acceptable or Yes17		Recognized9		Exemplary10		
District Ratings by Program Area	Recognized	Recognized	Exemplary	Recognized	Acceptable	Recognized	Exemplary	Recognized	Yes	
Average District Program Score		3.13	Overall Performance Rating for District							

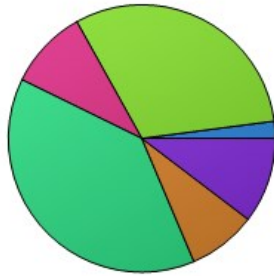
# SURVEYS

# Community and Student Engagement Survey - JFK Elementary Student Summary Report

All

May 1, 2019 10:21 AM

1. I get to participate in art, music/choir, or theatre.: Rating



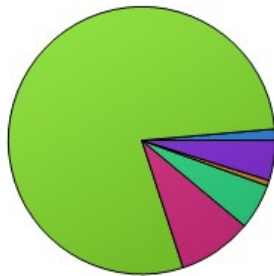
	Count	Percentage
1	15	10.34%
2	12	8.28%
3	56	38.62%
4	14	9.66%
5	45	31.03%
NA	3	2.07%
<b>Total</b>	<b>145</b>	<b>100%</b>

2. I am able to demonstrate my fine arts skills to other students, parents and community members, or through competitions.: Rating



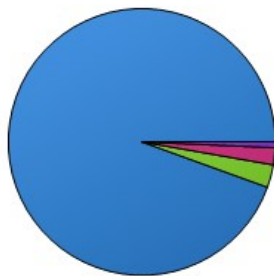
	Count	Percentage
1	36	24.83%
2	20	13.79%
3	9	6.21%
4	17	11.72%
5	41	28.28%
NA	22	15.17%
<b>Total</b>	<b>145</b>	<b>100%</b>

3. I am involved in wellness and physical education activities.: Rating



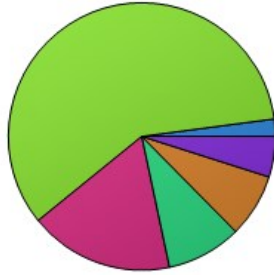
	Count	Percentage
1	7	4.83%
2	1	0.69%
3	8	5.52%
4	13	8.97%
5	114	78.62%
NA	2	1.38%
<b>Total</b>	<b>145</b>	<b>100%</b>

4. My teacher shares my FitnessGram results with me.: Rating



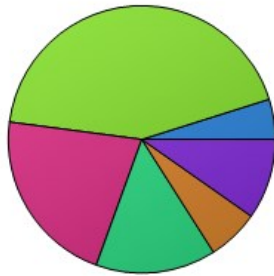
	Count	Percentage
1	1	0.69%
2	0	0%
3	0	0%
4	3	2.07%
5	4	2.76%
NA	137	94.48%
<b>Total</b>	<b>145</b>	<b>100%</b>

5. Parents and community members are welcome to volunteer on this campus to support students and teachers.: Rating



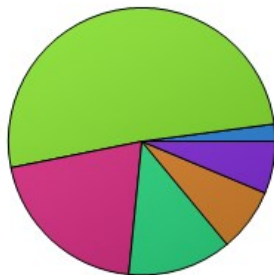
	Count	Percentage
1	7	4.9%
2	11	7.69%
3	13	9.09%
4	25	17.48%
5	84	58.74%
NA	3	2.1%
<b>Total</b>	<b>143</b>	<b>100%</b>

6. The adults on this campus try hard to involve parents and community members in school activities.: Rating



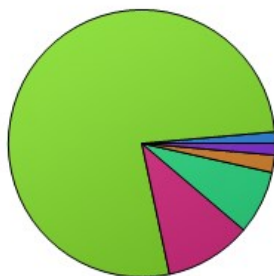
	Count	Percentage
1	14	9.72%
2	9	6.25%
3	21	14.58%
4	31	21.53%
5	62	43.06%
NA	7	4.86%
<b>Total</b>	<b>144</b>	<b>100%</b>

7. Through my classes and other school activities, I am learning about options for college and careers.: Rating



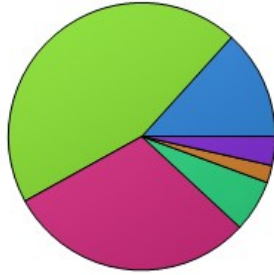
	Count	Percentage
1	9	6.29%
2	11	7.69%
3	18	12.59%
4	29	20.28%
5	73	51.05%
NA	3	2.1%
<b>Total</b>	<b>143</b>	<b>100%</b>

8. At this school, I am learning to work well with other students and think critically and creatively.: Rating



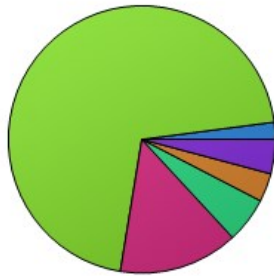
	Count	Percentage
1	2	1.4%
2	3	2.1%
3	11	7.69%
4	15	10.49%
5	110	76.92%
NA	2	1.4%
<b>Total</b>	<b>143</b>	<b>100%</b>

9. Students who are learning the English language are given chances to improve their skills.: Rating



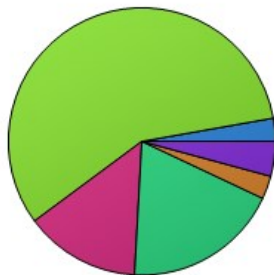
	Count	Percentage
1	5	3.5%
2	3	2.1%
3	9	6.29%
4	43	30.07%
5	64	44.76%
NA	19	13.29%
<b>Total</b>	<b>143</b>	<b>100%</b>

10. Multi-cultural activities are offered to celebrate different cultures and people.: Rating



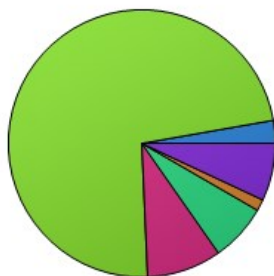
	Count	Percentage
1	6	4.14%
2	5	3.45%
3	8	5.52%
4	21	14.48%
5	102	70.34%
NA	3	2.07%
<b>Total</b>	<b>145</b>	<b>100%</b>

11. During school, I am able to use a variety of technology tools to increase my knowledge and demonstrate new learning.: Rating



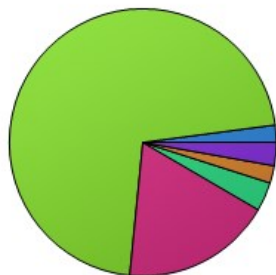
	Count	Percentage
1	6	4.2%
2	4	2.8%
3	27	18.88%
4	20	13.99%
5	82	57.34%
NA	4	2.8%
<b>Total</b>	<b>143</b>	<b>100%</b>

12. My teacher has taught me the rules for using technology and the Internet at school.: Rating



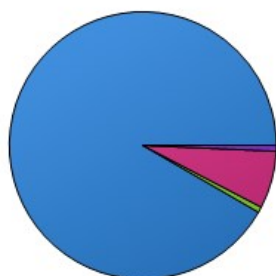
	Count	Percentage
1	10	6.94%
2	2	1.39%
3	10	6.94%
4	13	9.03%
5	105	72.92%
NA	4	2.78%
<b>Total</b>	<b>144</b>	<b>100%</b>

13. I believe the adults on this campus care about students and want us to succeed.: Rating



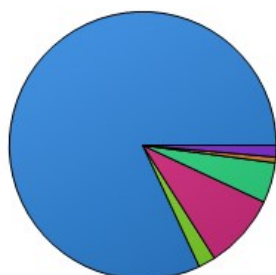
	Count	Percentage
1	4	2.8%
2	3	2.1%
3	5	3.5%
4	26	18.18%
5	102	71.33%
NA	3	2.1%
<b>Total</b>	<b>143</b>	<b>100%</b>

14. The adults in this school work hard to help me make good grades and pass the STAAR tests.: Rating



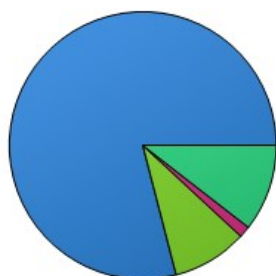
	Count	Percentage
1	1	0.69%
2	0	0%
3	0	0%
4	10	6.94%
5	1	0.69%
NA	132	91.67%
<b>Total</b>	<b>144</b>	<b>100%</b>

15. Gifted and Talented (GT) students are provided many instructional activities.: Rating



	Count	Percentage
1	2	1.39%
2	1	0.69%
3	7	4.86%
4	13	9.03%
5	3	2.08%
NA	118	81.94%
<b>Total</b>	<b>144</b>	<b>100%</b>

16. GT students get to show their talents to other students, to parents/community or through competitions.: Rating



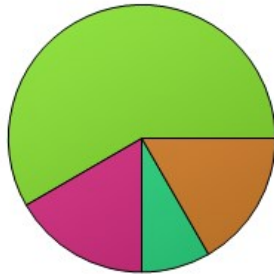
	Count	Percentage
1	0	0%
2	0	0%
3	15	10.49%
4	2	1.4%
5	13	9.09%
NA	113	79.02%
<b>Total</b>	<b>143</b>	<b>100%</b>

## Summary Report

All

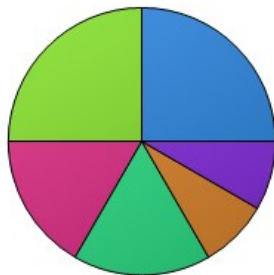
April 26, 2019 1:03 PM

1. The campus offers engaging opportunities for my child to participate in fine arts (e.g., art, music education, choir, or theatre).: Rating



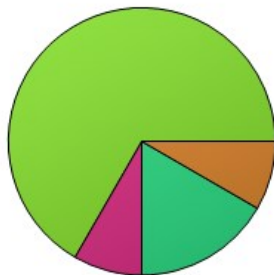
	Count	Percentage
1	0	0%
2	2	16.67%
3	1	8.33%
4	2	16.67%
5	7	58.33%
NA	0	0%
<b>Total</b>	<b>12</b>	<b>100%</b>

2. This campus offers parents the opportunity for input into the fine arts program.: Rating



	Count	Percentage
1	1	8.33%
2	1	8.33%
3	2	16.67%
4	2	16.67%
5	3	25%
NA	3	25%
<b>Total</b>	<b>12</b>	<b>100%</b>

3. Parents and community members are welcomed to a wide variety of fine arts performances and events that showcase the students' talents.: Rating



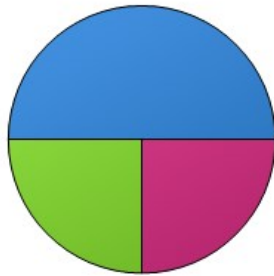
	Count	Percentage
1	0	0%
2	1	8.33%
3	2	16.67%
4	1	8.33%
5	8	66.67%
NA	0	0%
<b>Total</b>	<b>12</b>	<b>100%</b>

4. The campus offers a variety of opportunities for my child to be involved in wellness and physical education activities.: Rating



	Count	Percentage
1	1	8.33%
2	0	0%
3	1	8.33%
4	4	33.33%
5	6	50%
NA	0	0%
<b>Total</b>	<b>12</b>	<b>100%</b>

5. The campus uses FitnessGram results to communicate my child's physical education progress.: Rating



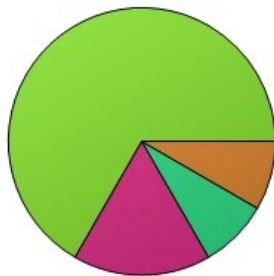
	Count	Percentage
1	0	0%
2	0	0%
3	0	0%
4	3	25%
5	3	25%
NA	6	50%
<b>Total</b>	<b>12</b>	<b>100%</b>

6. Wellness and fitness activities are provided to parents and community members to encourage healthy lifestyle choices.: Rating



	Count	Percentage
1	1	8.33%
2	0	0%
3	1	8.33%
4	3	25%
5	6	50%
NA	1	8.33%
<b>Total</b>	<b>12</b>	<b>100%</b>

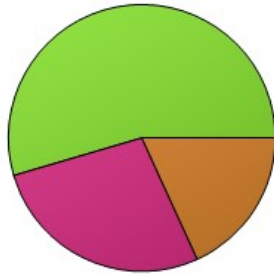
7. Parents and community members have opportunities to volunteer in schools to support students and staff in various capacities.: Rating



	Count	Percentage
1	0	0%
2	1	8.33%
3	1	8.33%
4	2	16.67%
5	8	66.67%
NA	0	0%
<b>Total</b>	<b>12</b>	<b>100%</b>

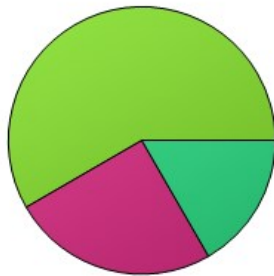


8. Parents and/or community members are provided opportunities to participate in making decisions for our children's education (e.g., Site Based Teams, PTO/PTA, Councils, Booster Clubs, or Advisory Groups).: Rating



	Count	Percentage
1	0	0%
2	2	18.18%
3	0	0%
4	3	27.27%
5	6	54.55%
NA	0	0%
<b>Total</b>	<b>11</b>	<b>100%</b>

9. Parents and community members feel welcome when entering the school building/office.: Rating



	Count	Percentage
1	0	0%
2	0	0%
3	2	16.67%
4	3	25%
5	7	58.33%
NA	0	0%
<b>Total</b>	<b>12</b>	<b>100%</b>

10. My child's teacher(s) is helping him/her learn about options for college and careers.: Rating



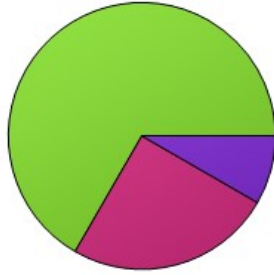
	Count	Percentage
1	0	0%
2	0	0%
3	1	8.33%
4	1	8.33%
5	7	58.33%
NA	3	25%
<b>Total</b>	<b>12</b>	<b>100%</b>

11. Parents and community members are provided information on helping students acquire the knowledge and skills they will need to be successful after high school.: Rating



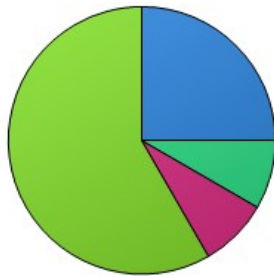
	Count	Percentage
1	0	0%
2	0	0%
3	1	9.09%
4	2	18.18%
5	6	54.55%
NA	2	18.18%
<b>Total</b>	<b>11</b>	<b>100%</b>

12. This campus provides students with opportunities to develop skills in the areas of collaboration, communication, and critical and creative thinking.: Rating



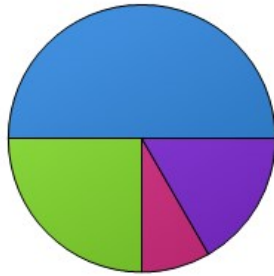
	Count	Percentage
1	1	8.33%
2	0	0%
3	0	0%
4	3	25%
5	8	66.67%
NA	0	0%
<b>Total</b>	<b>12</b>	<b>100%</b>

13. English Language Learners (ELLs) are provided the experiences and instruction they need to communicate and learn in English.: Rating



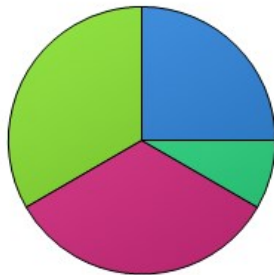
	Count	Percentage
1	0	0%
2	0	0%
3	1	8.33%
4	1	8.33%
5	7	58.33%
NA	3	25%
<b>Total</b>	<b>12</b>	<b>100%</b>

14. Students have enrichment opportunities to learn a foreign language.: Rating



	Count	Percentage
1	2	16.67%
2	0	0%
3	0	0%
4	1	8.33%
5	3	25%
NA	6	50%
<b>Total</b>	<b>12</b>	<b>100%</b>

15. The campus/district offers classes to help parents/community members improve English skills.: Rating



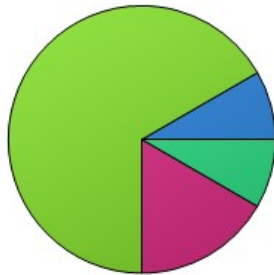
	Count	Percentage
1	0	0%
2	0	0%
3	1	8.33%
4	4	33.33%
5	4	33.33%
NA	3	25%
<b>Total</b>	<b>12</b>	<b>100%</b>

16. Students have opportunities to utilize a variety of age-appropriate technology tools and applications to acquire knowledge and demonstrate new learning.: Rating



	Count	Percentage
1	0	0%
2	0	0%
3	1	9.09%
4	2	18.18%
5	8	72.73%
NA	0	0%
<b>Total</b>	<b>11</b>	<b>100%</b>

17. The campus/district provides a website that gives parents and community members valuable information and provides an avenue for parent communication to and from the school.: Rating



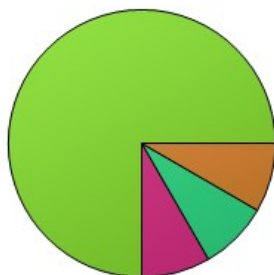
	Count	Percentage
1	0	0%
2	0	0%
3	1	8.33%
4	2	16.67%
5	8	66.67%
NA	1	8.33%
<b>Total</b>	<b>12</b>	<b>100%</b>

18. Students and parents are informed about the district's Acceptable Use Policy.: Rating



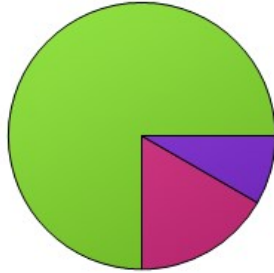
	Count	Percentage
1	1	8.33%
2	0	0%
3	1	8.33%
4	2	16.67%
5	8	66.67%
NA	0	0%
<b>Total</b>	<b>12</b>	<b>100%</b>

19. My child believes that, overall, the teachers and staff members on this campus care about students and want them to succeed.: Rating



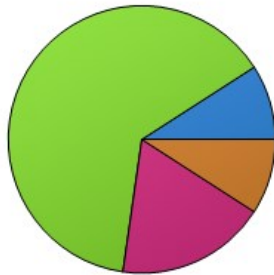
	Count	Percentage
1	0	0%
2	1	8.33%
3	1	8.33%
4	1	8.33%
5	9	75%
NA	0	0%
<b>Total</b>	<b>12</b>	<b>100%</b>

20. This campus places great emphasis on providing students with appropriate instruction and intervention to ensure mastery of grade level academic skills.: Rating



	Count	Percentage
1	1	8.33%
2	0	0%
3	0	0%
4	2	16.67%
5	9	75%
NA	0	0%
<b>Total</b>	<b>12</b>	<b>100%</b>

21. Parent and community members are involved in activities which help students meet the expectations for the grade level with the ultimate goal of graduating high school.: Rating



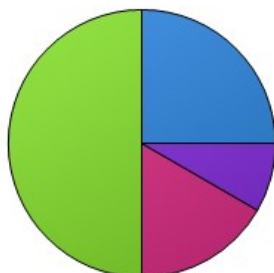
	Count	Percentage
1	0	0%
2	1	9.09%
3	0	0%
4	2	18.18%
5	7	63.64%
NA	1	9.09%
<b>Total</b>	<b>11</b>	<b>100%</b>

22. Students identified for Gifted and Talented (GT) services are provided a wide variety of academic opportunities which may include in-class instruction, mentorships, field trips, or research opportunities, etc.: Rating



	Count	Percentage
1	1	8.33%
2	0	0%
3	1	8.33%
4	3	25%
5	5	41.67%
NA	2	16.67%
<b>Total</b>	<b>12</b>	<b>100%</b>

23. GT students are offered a means to showcase their talents to other students, to parents/community, or through competitions.: Rating



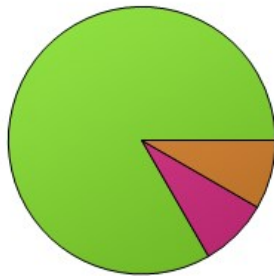
	Count	Percentage
1	1	8.33%
2	0	0%
3	0	0%
4	2	16.67%
5	6	50%
NA	3	25%
<b>Total</b>	<b>12</b>	<b>100%</b>

24. Parents are informed of gifted and talented procedures and the academic offerings of the GT program.: Rating



	Count	Percentage
1	1	8.33%
2	0	0%
3	1	8.33%
4	2	16.67%
5	7	58.33%
NA	1	8.33%
<b>Total</b>	<b>12</b>	<b>100%</b>

25. The campus/district has multiple avenues for sharing required documents and postings with parents and community, such as the district website, letters, newsletters, electronic communications, and face-to-face meetings.: Rating



	Count	Percentage
1	0	0%
2	1	8.33%
3	0	0%
4	1	8.33%
5	10	83.33%
NA	0	0%
<b>Total</b>	<b>12</b>	<b>100%</b>

## Summary Report

All

April 26, 2019 1:02 PM

1. I get to participate in art, music/choir, or theatre.: Rating



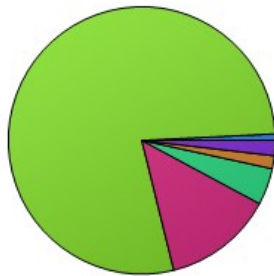
	Count	Percentage
1	10	2.61%
2	22	5.74%
3	23	6.01%
4	46	12.01%
5	162	42.3%
NA	120	31.33%
<b>Total</b>	<b>383</b>	<b>100%</b>

2. I am able to demonstrate my fine arts skills to other students, parents and community members, or through competitions.: Rating



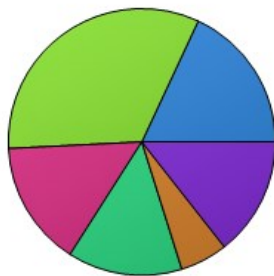
	Count	Percentage
1	14	3.66%
2	19	4.96%
3	41	10.7%
4	91	23.76%
5	188	49.09%
NA	30	7.83%
<b>Total</b>	<b>383</b>	<b>100%</b>

3. I am involved in wellness and physical education activities.: Rating



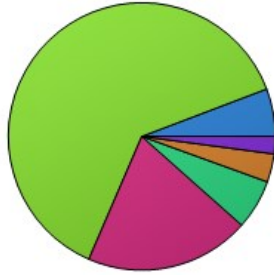
	Count	Percentage
1	7	1.83%
2	6	1.57%
3	17	4.44%
4	51	13.32%
5	299	78.07%
NA	3	0.78%
<b>Total</b>	<b>383</b>	<b>100%</b>

4. My teacher shares my FitnessGram results with me.: Rating



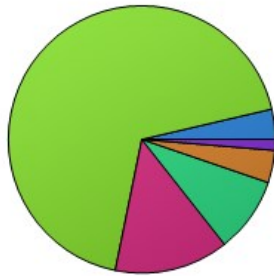
	Count	Percentage
1	55	14.4%
2	22	5.76%
3	53	13.87%
4	58	15.18%
5	125	32.72%
NA	69	18.06%
<b>Total</b>	<b>382</b>	<b>100%</b>

5. Parents and community members are welcome to volunteer on this campus to support students and teachers.: Rating



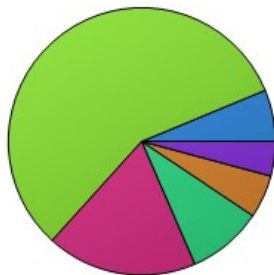
	Count	Percentage
1	8	2.1%
2	13	3.41%
3	23	6.04%
4	76	19.95%
5	239	62.73%
NA	22	5.77%
<b>Total</b>	<b>381</b>	<b>100%</b>

6. The adults on this campus try hard to involve parents and community members in school activities.: Rating



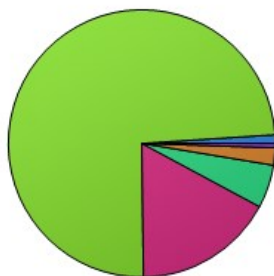
	Count	Percentage
1	5	1.31%
2	15	3.92%
3	35	9.14%
4	53	13.84%
5	261	68.15%
NA	14	3.66%
<b>Total</b>	<b>383</b>	<b>100%</b>

7. Through my classes and other school activities, I am learning about options for college and careers.: Rating



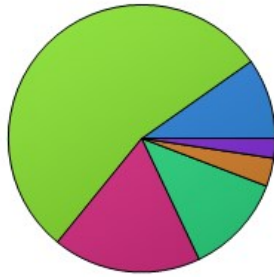
	Count	Percentage
1	16	4.17%
2	20	5.21%
3	35	9.11%
4	70	18.23%
5	219	57.03%
NA	24	6.25%
<b>Total</b>	<b>384</b>	<b>100%</b>

8. At this school, I am learning to work well with other students and think critically and creatively.: Rating



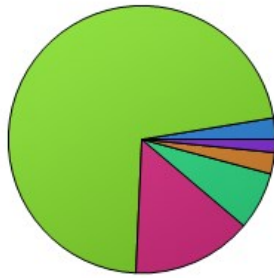
	Count	Percentage
1	2	0.52%
2	8	2.09%
3	20	5.22%
4	65	16.97%
5	284	74.15%
NA	4	1.04%
<b>Total</b>	<b>383</b>	<b>100%</b>

9. Students who are learning the English language are given chances to improve their skills.: Rating



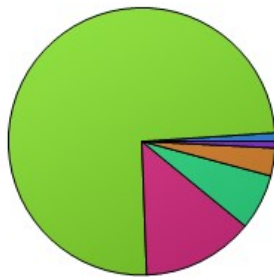
	Count	Percentage
1	9	2.37%
2	13	3.43%
3	46	12.14%
4	68	17.94%
5	206	54.35%
NA	37	9.76%
<b>Total</b>	<b>379</b>	<b>100%</b>

10. Multi-cultural activities are offered to celebrate different cultures and people.: Rating



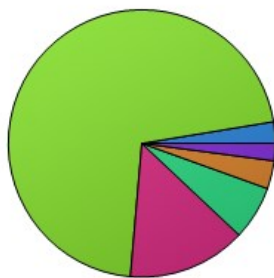
	Count	Percentage
1	6	1.56%
2	10	2.6%
3	27	7.01%
4	56	14.55%
5	276	71.69%
NA	10	2.6%
<b>Total</b>	<b>385</b>	<b>100%</b>

11. During school, I am able to use a variety of technology tools to increase my knowledge and demonstrate new learning.: Rating



	Count	Percentage
1	3	0.78%
2	13	3.38%
3	26	6.75%
4	52	13.51%
5	287	74.55%
NA	4	1.04%
<b>Total</b>	<b>385</b>	<b>100%</b>

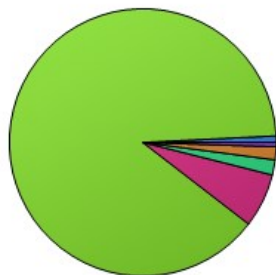
12. My teacher has taught me the rules for using technology and the Internet at school.: Rating



	Count	Percentage
1	8	2.09%
2	13	3.39%
3	25	6.53%
4	55	14.36%
5	272	71.02%
NA	10	2.61%
<b>Total</b>	<b>383</b>	<b>100%</b>



13. I believe the adults on this campus care about students and want us to succeed.: Rating



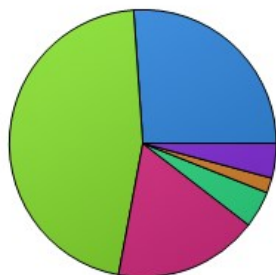
	Count	Percentage
1	2	0.52%
2	6	1.57%
3	7	1.83%
4	25	6.53%
5	340	88.77%
NA	3	0.78%
<b>Total</b>	<b>383</b>	<b>100%</b>

14. The adults in this school work hard to help me make good grades and pass the STAAR tests.: Rating



	Count	Percentage
1	3	0.78%
2	4	1.04%
3	2	0.52%
4	18	4.69%
5	353	91.93%
NA	4	1.04%
<b>Total</b>	<b>384</b>	<b>100%</b>

15. Gifted and Talented (GT) students are provided many instructional activities.: Rating



	Count	Percentage
1	16	4.18%
2	7	1.83%
3	17	4.44%
4	67	17.49%
5	176	45.95%
NA	100	26.11%
<b>Total</b>	<b>383</b>	<b>100%</b>

16. GT students get to show their talents to other students, to parents/community or through competitions.: Rating



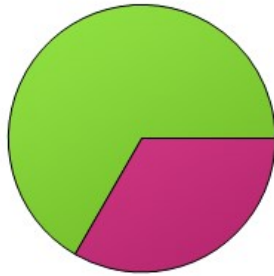
	Count	Percentage
1	11	2.86%
2	12	3.12%
3	24	6.25%
4	60	15.62%
5	202	52.6%
NA	75	19.53%
<b>Total</b>	<b>384</b>	<b>100%</b>

## Summary Report

All

April 26, 2019 1:01 PM

1. The campus offers engaging opportunities for my child to participate in fine arts (e.g., art, music education, choir, or theatre).: Rating



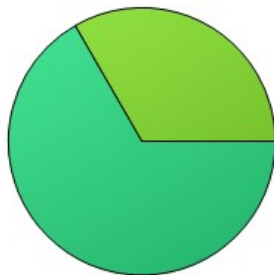
	Count	Percentage
1	0	0%
2	0	0%
3	0	0%
4	1	33.33%
5	2	66.67%
NA	0	0%
<b>Total</b>	<b>3</b>	<b>100%</b>

2. This campus offers parents the opportunity for input into the fine arts program.: Rating



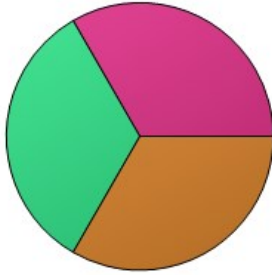
	Count	Percentage
1	2	66.67%
2	0	0%
3	1	33.33%
4	0	0%
5	0	0%
NA	0	0%
<b>Total</b>	<b>3</b>	<b>100%</b>

3. Parents and community members are welcomed to a wide variety of fine arts performances and events that showcase the students' talents.: Rating



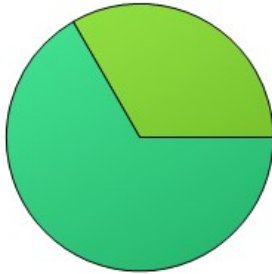
	Count	Percentage
1	0	0%
2	0	0%
3	2	66.67%
4	0	0%
5	1	33.33%
NA	0	0%
<b>Total</b>	<b>3</b>	<b>100%</b>

4. The campus offers a variety of opportunities for my child to be involved in wellness and physical education activities.: Rating



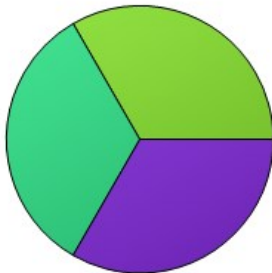
	Count	Percentage
1	0	0%
2	1	33.33%
3	1	33.33%
4	1	33.33%
5	0	0%
NA	0	0%
<b>Total</b>	<b>3</b>	<b>100%</b>

5. The campus uses FitnessGram results to communicate my child's physical education progress.: Rating



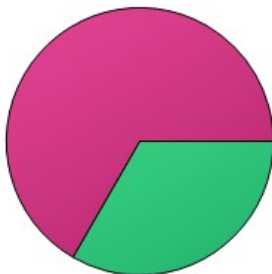
	Count	Percentage
1	0	0%
2	0	0%
3	2	66.67%
4	0	0%
5	1	33.33%
NA	0	0%
<b>Total</b>	<b>3</b>	<b>100%</b>

6. Wellness and fitness activities are provided to parents and community members to encourage healthy lifestyle choices.: Rating



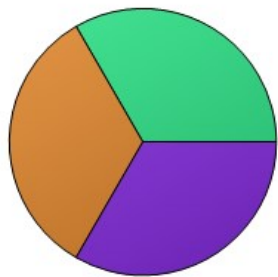
	Count	Percentage
1	1	33.33%
2	0	0%
3	1	33.33%
4	0	0%
5	1	33.33%
NA	0	0%
<b>Total</b>	<b>3</b>	<b>100%</b>

7. Parents and community members have opportunities to volunteer in schools to support students and staff in various capacities.: Rating



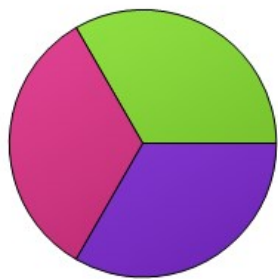
	Count	Percentage
1	0	0%
2	0	0%
3	1	33.33%
4	2	66.67%
5	0	0%
NA	0	0%
<b>Total</b>	<b>3</b>	<b>100%</b>

8. Parents and/or community members are provided opportunities to participate in making decisions for our children’s education (e.g., Site Based Teams, PTO/PTA, Councils, Booster Clubs, or Advisory Groups).: Rating



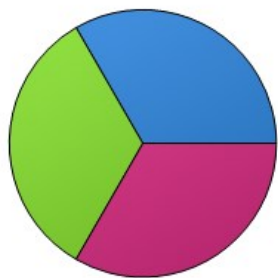
	Count	Percentage
1	1	33.33%
2	1	33.33%
3	1	33.33%
4	0	0%
5	0	0%
NA	0	0%
Total	3	100%

9. Parents and community members feel welcome when entering the school building/office.: Rating



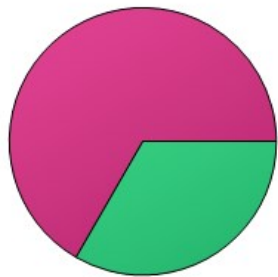
	Count	Percentage
1	1	33.33%
2	0	0%
3	0	0%
4	1	33.33%
5	1	33.33%
NA	0	0%
Total	3	100%

10. My child's teacher(s) is helping him/her learn about options for college and careers.: Rating



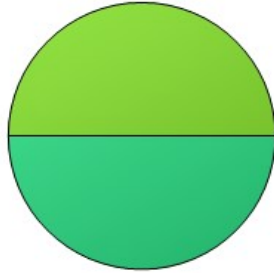
	Count	Percentage
1	0	0%
2	0	0%
3	0	0%
4	1	33.33%
5	1	33.33%
NA	1	33.33%
Total	3	100%

11. Parents and community members are provided information on helping students acquire the knowledge and skills they will need to be successful after high school.: Rating



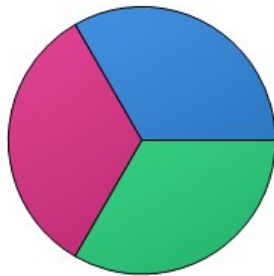
	Count	Percentage
1	0	0%
2	0	0%
3	1	33.33%
4	2	66.67%
5	0	0%
NA	0	0%
Total	3	100%

12. This campus provides students with opportunities to develop skills in the areas of collaboration, communication, and critical and creative thinking.: Rating



	Count	Percentage
1	0	0%
2	0	0%
3	1	50%
4	0	0%
5	1	50%
NA	0	0%
<b>Total</b>	<b>2</b>	<b>100%</b>

13. English Language Learners (ELLs) are provided the experiences and instruction they need to communicate and learn in English.: Rating



	Count	Percentage
1	0	0%
2	0	0%
3	1	33.33%
4	1	33.33%
5	0	0%
NA	1	33.33%
<b>Total</b>	<b>3</b>	<b>100%</b>

14. Students have enrichment opportunities to learn a foreign language.: Rating




	Count	Percentage
1	2	66.67%
2	0	0%
3	0	0%
4	1	33.33%
5	0	0%
NA	0	0%
<b>Total</b>	<b>3</b>	<b>100%</b>

15. The campus/district offers classes to help parents/community members improve English skills.: Rating




	Count	Percentage
1	2	66.67%
2	0	0%
3	1	33.33%
4	0	0%
5	0	0%
NA	0	0%
<b>Total</b>	<b>3</b>	<b>100%</b>

16. Students have opportunities to utilize a variety of age-appropriate technology tools and applications to acquire knowledge and demonstrate new learning.: Rating



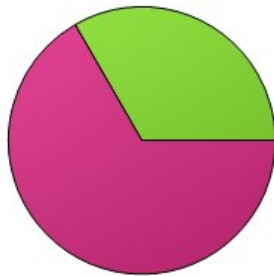
	Count	Percentage
1	0	0%
2	0	0%
3	0	0%
4	3	100%
5	0	0%
NA	0	0%
<b>Total</b>	<b>3</b>	<b>100%</b>

17. The campus/district provides a website that gives parents and community members valuable information and provides an avenue for parent communication to and from the school.: Rating



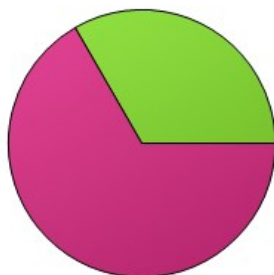
	Count	Percentage
1	0	0%
2	0	0%
3	0	0%
4	3	100%
5	0	0%
NA	0	0%
<b>Total</b>	<b>3</b>	<b>100%</b>

18. Students and parents are informed about the district's Acceptable Use Policy.: Rating



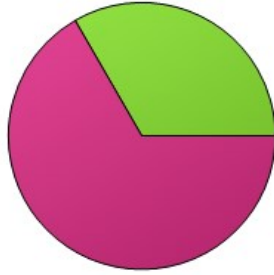
	Count	Percentage
1	0	0%
2	0	0%
3	0	0%
4	2	66.67%
5	1	33.33%
NA	0	0%
<b>Total</b>	<b>3</b>	<b>100%</b>

19. My child believes that, overall, the teachers and staff members on this campus care about students and want them to succeed.: Rating



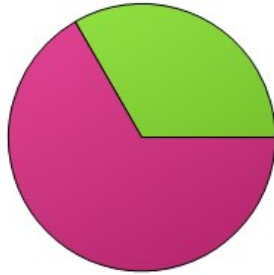
	Count	Percentage
1	0	0%
2	0	0%
3	0	0%
4	2	66.67%
5	1	33.33%
NA	0	0%
<b>Total</b>	<b>3</b>	<b>100%</b>

20. This campus places great emphasis on providing students with appropriate instruction and intervention to ensure mastery of grade level academic skills.: Rating



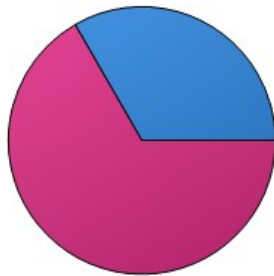
	Count	Percentage
1	0	0%
2	0	0%
3	0	0%
4	2	66.67%
5	1	33.33%
NA	0	0%
<b>Total</b>	<b>3</b>	<b>100%</b>

21. Parent and community members are involved in activities which help students meet the expectations for the grade level with the ultimate goal of graduating high school.: Rating



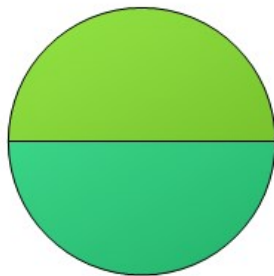
	Count	Percentage
1	0	0%
2	0	0%
3	0	0%
4	2	66.67%
5	1	33.33%
NA	0	0%
<b>Total</b>	<b>3</b>	<b>100%</b>

22. Students identified for Gifted and Talented (GT) services are provided a wide variety of academic opportunities which may include in-class instruction, mentorships, field trips, or research opportunities, etc.: Rating



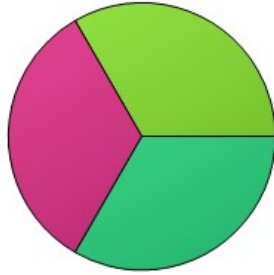
	Count	Percentage
1	0	0%
2	0	0%
3	0	0%
4	2	66.67%
5	0	0%
NA	1	33.33%
<b>Total</b>	<b>3</b>	<b>100%</b>

23. GT students are offered a means to showcase their talents to other students, to parents/community, or through competitions.: Rating



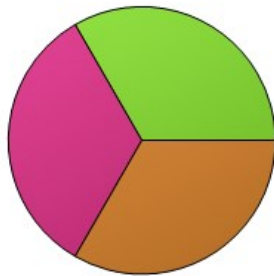
	Count	Percentage
1	0	0%
2	0	0%
3	1	50%
4	0	0%
5	1	50%
NA	0	0%
<b>Total</b>	<b>2</b>	<b>100%</b>

24. Parents are informed of gifted and talented procedures and the academic offerings of the GT program.: Rating



	Count	Percentage
1	0	0%
2	0	0%
3	1	33.33%
4	1	33.33%
5	1	33.33%
NA	0	0%
<b>Total</b>	<b>3</b>	<b>100%</b>

25. The campus/district has multiple avenues for sharing required documents and postings with parents and community, such as the district website, letters, newsletters, electronic communications, and face-to-face meetings.: Rating



	Count	Percentage
1	0	0%
2	1	33.33%
3	0	0%
4	1	33.33%
5	1	33.33%
NA	0	0%
<b>Total</b>	<b>3</b>	<b>100%</b>

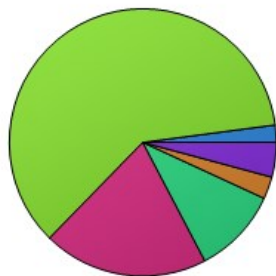


## Summary Report

All

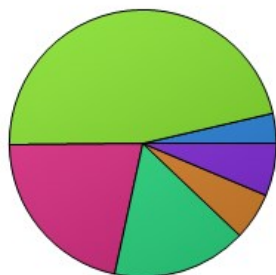
April 26, 2019 1:05 PM

1. This campus offers opportunities for students to participate in fine arts (e.g., art, music education, band, choir, and/or theatre).: Rating



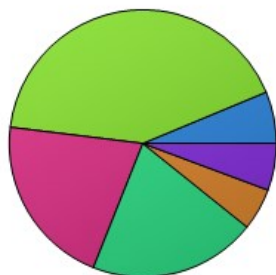
	Count	Percentage
1	14	4.18%
2	9	2.69%
3	35	10.45%
4	67	20%
5	203	60.6%
NA	7	2.09%
<b>Total</b>	<b>335</b>	<b>100%</b>

2. Fine arts classes are offered based upon students' interests.: Rating



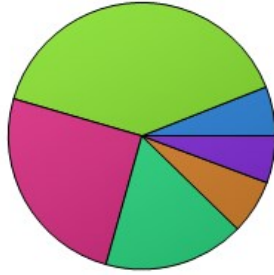
	Count	Percentage
1	21	6.34%
2	19	5.74%
3	54	16.31%
4	71	21.45%
5	154	46.53%
NA	12	3.63%
<b>Total</b>	<b>331</b>	<b>100%</b>

3. Students are able to demonstrate their fine arts skills to other students, parents, and community members, through competitions.: Rating



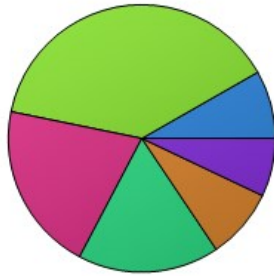
	Count	Percentage
1	19	5.67%
2	17	5.07%
3	68	20.3%
4	70	20.9%
5	140	41.79%
NA	21	6.27%
<b>Total</b>	<b>335</b>	<b>100%</b>

4. This campus offers many opportunities for students to be involved in wellness and physical education activities which may include, but is not limited to, athletic events and competitions.: Rating



	Count	Percentage
1	19	5.69%
2	22	6.59%
3	57	17.07%
4	84	25.15%
5	132	39.52%
NA	20	5.99%
<b>Total</b>	<b>334</b>	<b>100%</b>

5. The campus uses FitnessGram results to communicate students' physical education progress.: Rating



	Count	Percentage
1	23	7.03%
2	28	8.56%
3	56	17.13%
4	67	20.49%
5	126	38.53%
NA	27	8.26%
<b>Total</b>	<b>327</b>	<b>100%</b>

6. This campus provides students with opportunities to learn about healthy lifestyle choices.: Rating



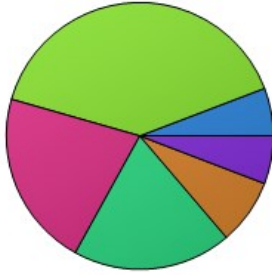
	Count	Percentage
1	28	8.51%
2	31	9.42%
3	56	17.02%
4	75	22.8%
5	122	37.08%
NA	17	5.17%
<b>Total</b>	<b>329</b>	<b>100%</b>

7. Parents and community members are welcome to volunteer on this campus to support students and staff.: Rating



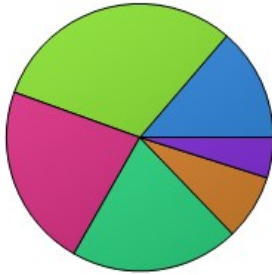
	Count	Percentage
1	17	5.21%
2	22	6.75%
3	57	17.48%
4	67	20.55%
5	133	40.8%
NA	30	9.2%
<b>Total</b>	<b>326</b>	<b>100%</b>

8. Campus staff make an effort to involve parents and community members in school activities with the ultimate goal of improving student achievement.: Rating



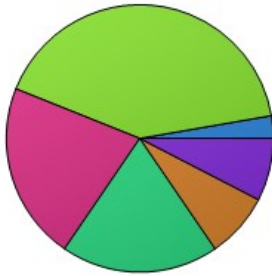
	Count	Percentage
1	19	5.81%
2	26	7.95%
3	63	19.27%
4	70	21.41%
5	130	39.76%
NA	19	5.81%
<b>Total</b>	<b>327</b>	<b>100%</b>

9. Parents and community members are welcome to participate in making decisions for students' education (e.g., Site-Based Teams, PTO/PTA, Councils, Booster Clubs, or Advisory Groups).: Rating



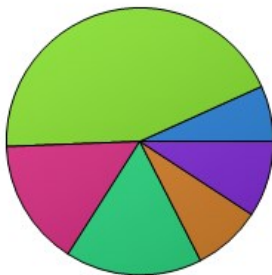
	Count	Percentage
1	16	4.88%
2	26	7.93%
3	67	20.43%
4	73	22.26%
5	101	30.79%
NA	45	13.72%
<b>Total</b>	<b>328</b>	<b>100%</b>

10. Through classes and other campus activities, I am learning about options for college and careers.: Rating



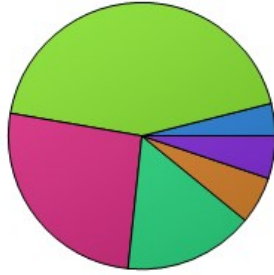
	Count	Percentage
1	25	7.58%
2	26	7.88%
3	63	19.09%
4	71	21.52%
5	136	41.21%
NA	9	2.73%
<b>Total</b>	<b>330</b>	<b>100%</b>

11. Teachers and counselors on this campus work with me to develop plans for my future after high school.: Rating



	Count	Percentage
1	30	9.2%
2	27	8.28%
3	54	16.56%
4	50	15.34%
5	143	43.87%
NA	22	6.75%
<b>Total</b>	<b>326</b>	<b>100%</b>

12. This campus provides students with opportunities to develop skills in the areas of collaboration, communication, and critical and creative thinking.: Rating



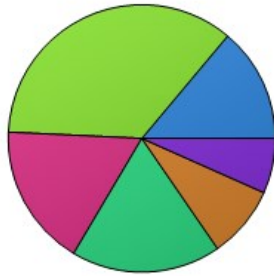
	Count	Percentage
1	17	5.15%
2	19	5.76%
3	52	15.76%
4	86	26.06%
5	143	43.33%
NA	13	3.94%
<b>Total</b>	<b>330</b>	<b>100%</b>

13. English Language Learners (ELLs) are provided many experiences and instruction to communicate and learn in English.: Rating



	Count	Percentage
1	18	5.39%
2	19	5.69%
3	62	18.56%
4	67	20.06%
5	129	38.62%
NA	39	11.68%
<b>Total</b>	<b>334</b>	<b>100%</b>

14. Foreign language classes and enrichment activities are offered to students.: Rating



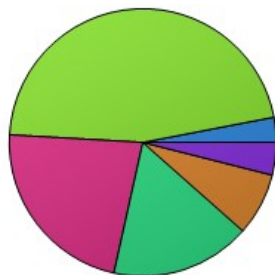
	Count	Percentage
1	22	6.65%
2	29	8.76%
3	60	18.13%
4	57	17.22%
5	117	35.35%
NA	46	13.9%
<b>Total</b>	<b>331</b>	<b>100%</b>

15. Multi-cultural activities are offered to celebrate diversity.: Rating



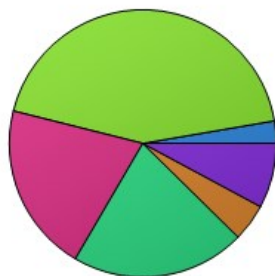
	Count	Percentage
1	16	4.85%
2	25	7.58%
3	52	15.76%
4	72	21.82%
5	131	39.7%
NA	34	10.3%
<b>Total</b>	<b>330</b>	<b>100%</b>

16. Students on this campus have access to a variety of technology tools to acquire knowledge and demonstrate new learning.: Rating



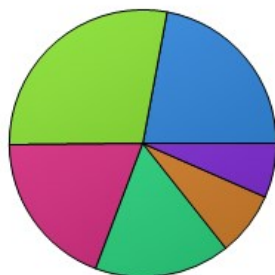
	Count	Percentage
1	13	3.94%
2	25	7.58%
3	56	16.97%
4	74	22.42%
5	152	46.06%
NA	10	3.03%
<b>Total</b>	<b>330</b>	<b>100%</b>

17. Most teachers on this campus use a variety of technology tools in daily lessons to engage students and enhance learning.: Rating



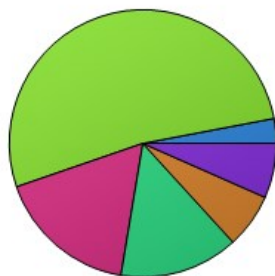
	Count	Percentage
1	26	7.83%
2	15	4.52%
3	70	21.08%
4	68	20.48%
5	144	43.37%
NA	9	2.71%
<b>Total</b>	<b>332</b>	<b>100%</b>

18. Students on this campus are required to sign the district's Acceptable Use Policy.: Rating



	Count	Percentage
1	22	6.57%
2	26	7.76%
3	55	16.42%
4	64	19.1%
5	94	28.06%
NA	74	22.09%
<b>Total</b>	<b>335</b>	<b>100%</b>

19. I believe that, overall, the teachers and staff members on this campus care about students and want them to succeed: Rating



	Count	Percentage
1	22	6.61%
2	22	6.61%
3	48	14.41%
4	57	17.12%
5	174	52.25%
NA	10	3%
<b>Total</b>	<b>333</b>	<b>100%</b>

20. The adults on this campus place an emphasis on providing students with interesting, appropriate instruction and intervention to ensure they master grade level academic skills.: Rating



	Count	Percentage
1	18	5.42%
2	19	5.72%
3	68	20.48%
4	68	20.48%
5	144	43.37%
NA	15	4.52%
<b>Total</b>	<b>332</b>	<b>100%</b>

21. I feel safe at this school.: Rating



	Count	Percentage
1	35	10.57%
2	32	9.67%
3	62	18.73%
4	66	19.94%
5	120	36.25%
NA	16	4.83%
<b>Total</b>	<b>331</b>	<b>100%</b>

22. Students in Gifted and Talented (GT) programs are provided a variety of academic opportunities which may include in-class instruction mentorships, field trips or research opportunities, etc.: Rating



	Count	Percentage
1	19	5.67%
2	18	5.37%
3	46	13.73%
4	61	18.21%
5	129	38.51%
NA	62	18.51%
<b>Total</b>	<b>335</b>	<b>100%</b>

23. GT students are offered ways to demonstrate their talents to other students, to parents/community or through competitions.: Rating



	Count	Percentage
1	19	5.76%
2	17	5.15%
3	61	18.48%
4	53	16.06%
5	120	36.36%
NA	60	18.18%
<b>Total</b>	<b>330</b>	<b>100%</b>

24. GT students are encouraged to monitor their own learning in order to meet their potentials or follow their dreams.: Rating



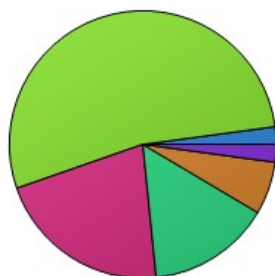
	Count	Percentage
1	18	5.37%
2	13	3.88%
3	32	9.55%
4	74	22.09%
5	134	40%
NA	64	19.1%
Total	335	100%

## Summary Report

All

April 26, 2019 1:04 PM

1. The campus offers engaging opportunities for my child to participate in fine arts (e.g., art, music education, band, choir, and/or theatre).: Rating



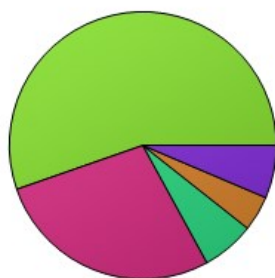
	Count	Percentage
1	1	2.13%
2	3	6.38%
3	7	14.89%
4	10	21.28%
5	25	53.19%
NA	1	2.13%
<b>Total</b>	<b>47</b>	<b>100%</b>

2. This campus offers parents the opportunity for input into the fine arts program.: Rating



	Count	Percentage
1	3	6.52%
2	4	8.7%
3	12	26.09%
4	7	15.22%
5	18	39.13%
NA	2	4.35%
<b>Total</b>	<b>46</b>	<b>100%</b>

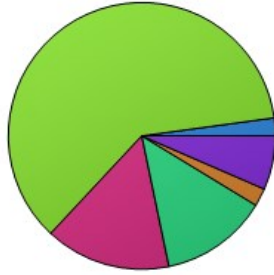
3. Parents and community members are welcomed to a wide variety of fine arts performances and events that showcase the students' talents.: Rating



	Count	Percentage
1	3	6.38%
2	2	4.26%
3	3	6.38%
4	13	27.66%
5	26	55.32%
NA	0	0%
<b>Total</b>	<b>47</b>	<b>100%</b>

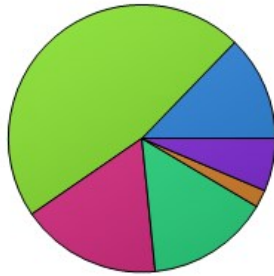


4. The campus offers a variety of opportunities for my child to be involved in wellness and physical education activities which may include, but is not limited to, athletic events and competitions.: Rating



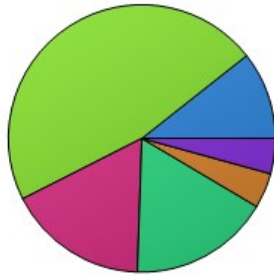
	Count	Percentage
1	3	6.52%
2	1	2.17%
3	6	13.04%
4	7	15.22%
5	28	60.87%
NA	1	2.17%
<b>Total</b>	<b>46</b>	<b>100%</b>

5. The campus uses FitnessGram results to communicate my child's physical education progress.: Rating



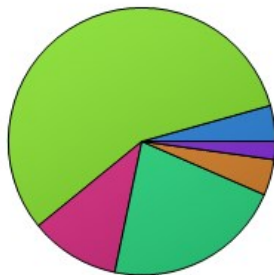
	Count	Percentage
1	3	6.38%
2	1	2.13%
3	7	14.89%
4	8	17.02%
5	22	46.81%
NA	6	12.77%
<b>Total</b>	<b>47</b>	<b>100%</b>

6. Wellness and fitness activities are provided to parents and community members to encourage healthy lifestyle choices.: Rating



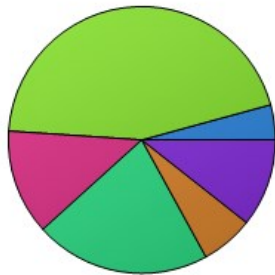
	Count	Percentage
1	2	4.26%
2	2	4.26%
3	8	17.02%
4	8	17.02%
5	22	46.81%
NA	5	10.64%
<b>Total</b>	<b>47</b>	<b>100%</b>

7. Parents and community members have opportunities to volunteer in schools to support students and staff in a variety of capacities.: Rating



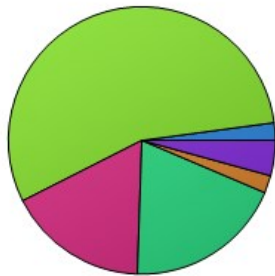
	Count	Percentage
1	1	2.17%
2	2	4.35%
3	10	21.74%
4	5	10.87%
5	26	56.52%
NA	2	4.35%
<b>Total</b>	<b>46</b>	<b>100%</b>

8. Opportunities allow parents and/or community members to participate in making decisions for children’s education (e.g., Site-Based Teams, PTO/PTA, Councils, Booster Clubs, or Advisory Groups): Rating



	Count	Percentage
1	5	10.64%
2	3	6.38%
3	10	21.28%
4	6	12.77%
5	21	44.68%
NA	2	4.26%
<b>Total</b>	<b>47</b>	<b>100%</b>

9. Parents and community members feel welcome when entering the school building/office.: Rating



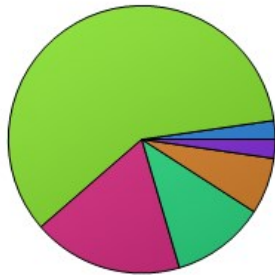
	Count	Percentage
1	2	4.26%
2	1	2.13%
3	9	19.15%
4	8	17.02%
5	26	55.32%
NA	1	2.13%
<b>Total</b>	<b>47</b>	<b>100%</b>

10. Through classes and other campus activities, my child is learning about options for college and careers.: Rating



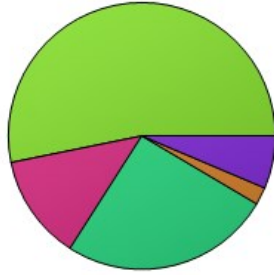
	Count	Percentage
1	2	4.35%
2	2	4.35%
3	7	15.22%
4	9	19.57%
5	24	52.17%
NA	2	4.35%
<b>Total</b>	<b>46</b>	<b>100%</b>

11. Parents and community members are provided information on helping students acquire the knowledge and skills they will need to be successful after high school.: Rating



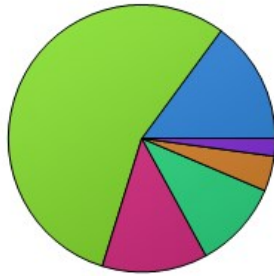
	Count	Percentage
1	1	2.27%
2	3	6.82%
3	5	11.36%
4	8	18.18%
5	26	59.09%
NA	1	2.27%
<b>Total</b>	<b>44</b>	<b>100%</b>

12. This campus provides students with opportunities to develop skills in the areas of collaboration, communication, and critical and creative thinking.: Rating



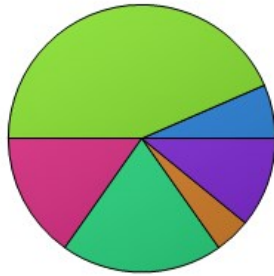
	Count	Percentage
1	3	6.38%
2	1	2.13%
3	12	25.53%
4	6	12.77%
5	25	53.19%
NA	0	0%
<b>Total</b>	<b>47</b>	<b>100%</b>

13. English Language Learners (ELLs) are provided the experiences and instruction they need to communicate and learn in English.: Rating



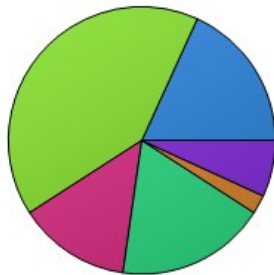
	Count	Percentage
1	1	2.13%
2	2	4.26%
3	5	10.64%
4	6	12.77%
5	26	55.32%
NA	7	14.89%
<b>Total</b>	<b>47</b>	<b>100%</b>

14. Foreign language classes and enrichment activities are offered to students.: Rating



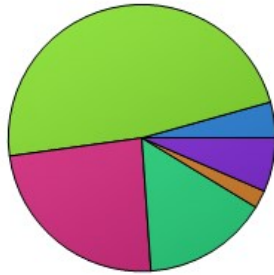
	Count	Percentage
1	5	10.87%
2	2	4.35%
3	9	19.57%
4	7	15.22%
5	20	43.48%
NA	3	6.52%
<b>Total</b>	<b>46</b>	<b>100%</b>

15. The campus/district offers classes to help parents/community members improve English skills.: Rating



	Count	Percentage
1	3	6.82%
2	1	2.27%
3	8	18.18%
4	6	13.64%
5	18	40.91%
NA	8	18.18%
<b>Total</b>	<b>44</b>	<b>100%</b>

16. Students have opportunities to utilize a variety of age-appropriate technology tools and applications to acquire knowledge and to demonstrate new learning.: Rating



	Count	Percentage
1	3	6.52%
2	1	2.17%
3	7	15.22%
4	11	23.91%
5	22	47.83%
NA	2	4.35%
<b>Total</b>	<b>46</b>	<b>100%</b>

17. The campus/district provides a website that gives parents and community members valuable information and provides an avenue for parent communication to and from the school.: Rating



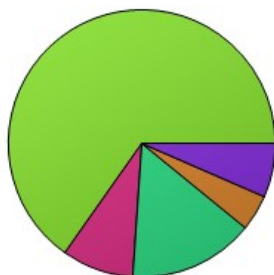
	Count	Percentage
1	4	8.89%
2	1	2.22%
3	11	24.44%
4	5	11.11%
5	24	53.33%
NA	0	0%
<b>Total</b>	<b>45</b>	<b>100%</b>

18. Students and parents are informed about the district's Acceptable Use Policy.: Rating



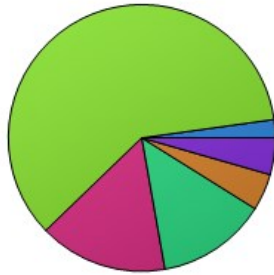
	Count	Percentage
1	3	6.38%
2	3	6.38%
3	7	14.89%
4	6	12.77%
5	24	51.06%
NA	4	8.51%
<b>Total</b>	<b>47</b>	<b>100%</b>

19. My child believes that, overall, the teachers and staff members on this campus care about students and want them to succeed.: Rating



	Count	Percentage
1	3	6.52%
2	2	4.35%
3	7	15.22%
4	4	8.7%
5	30	65.22%
NA	0	0%
<b>Total</b>	<b>46</b>	<b>100%</b>

20. This campus places great emphasis on providing students with appropriate instruction and intervention to ensure mastery of grade level academic skills.: Rating



	Count	Percentage
1	2	4.44%
2	2	4.44%
3	6	13.33%
4	7	15.56%
5	27	60%
NA	1	2.22%
<b>Total</b>	<b>45</b>	<b>100%</b>

21. Parent and community members are involved in activities which help students meet the expectations for the grade level with the ultimate goal of graduating high school.: Rating



	Count	Percentage
1	3	6.52%
2	2	4.35%
3	6	13.04%
4	8	17.39%
5	24	52.17%
NA	3	6.52%
<b>Total</b>	<b>46</b>	<b>100%</b>

22. Students identified for Gifted and Talented (GT) services are provided a wide variety of academic opportunities which may include in-class instruction, mentorships, field trips, or research opportunities, etc.: Rating



	Count	Percentage
1	1	2.27%
2	2	4.55%
3	4	9.09%
4	7	15.91%
5	23	52.27%
NA	7	15.91%
<b>Total</b>	<b>44</b>	<b>100%</b>

23. GT students are offered a means to showcase their talents to other students, to parents/community, or through competitions.: Rating



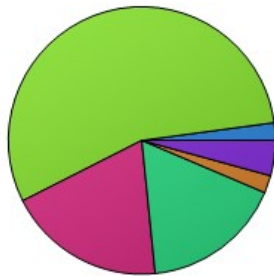
	Count	Percentage
1	1	2.13%
2	2	4.26%
3	4	8.51%
4	10	21.28%
5	21	44.68%
NA	9	19.15%
<b>Total</b>	<b>47</b>	<b>100%</b>

24. Parents are informed of gifted and talented procedures and the academic offerings of the GT program.: Rating



	Count	Percentage
1	2	4.44%
2	3	6.67%
3	4	8.89%
4	8	17.78%
5	20	44.44%
NA	8	17.78%
<b>Total</b>	<b>45</b>	<b>100%</b>

25. The campus/district has multiple avenues for sharing required documents and postings with parents and community, such as the district website, letters, newsletters, electronic communications, and face-to-face meetings.: Rating



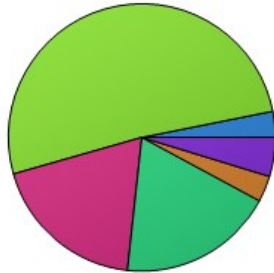
	Count	Percentage
1	2	4.26%
2	1	2.13%
3	8	17.02%
4	9	19.15%
5	26	55.32%
NA	1	2.13%
<b>Total</b>	<b>47</b>	<b>100%</b>

## Summary Report

All

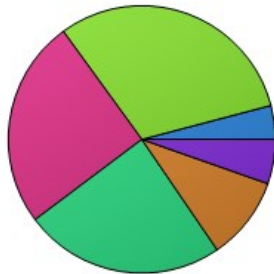
April 26, 2019 1:03 PM

1. This campus offers engaging opportunities for students to participate in fine arts (e.g., art, music education, band, choir, and/or theatre).: Rating



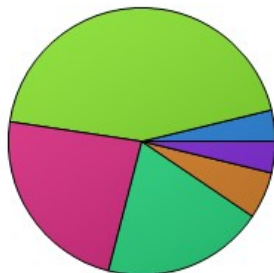
	Count	Percentage
1	15	4.72%
2	10	3.14%
3	60	18.87%
4	60	18.87%
5	163	51.26%
NA	10	3.14%
<b>Total</b>	<b>318</b>	<b>100%</b>

2. This campus offers students the opportunity for input into planning for the fine arts program.: Rating



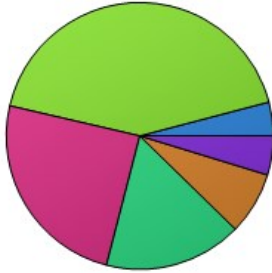
	Count	Percentage
1	17	5.36%
2	32	10.09%
3	77	24.29%
4	80	25.24%
5	98	30.91%
NA	13	4.1%
<b>Total</b>	<b>317</b>	<b>100%</b>

3. Students are able to showcase their fine arts skills to other students, parents and community members or through competitions.: Rating



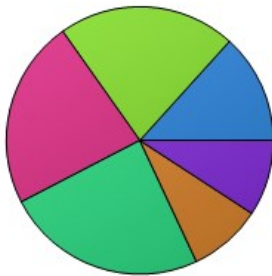
	Count	Percentage
1	12	3.79%
2	18	5.68%
3	62	19.56%
4	74	23.34%
5	139	43.85%
NA	12	3.79%
<b>Total</b>	<b>317</b>	<b>100%</b>

4. This campus offers a variety of opportunities for students to be involved in wellness and physical education activities which may include but is not limited to, athletic events and competitions.: Rating



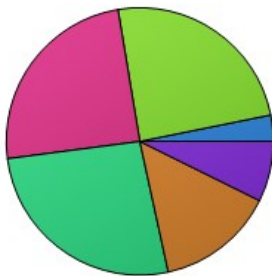
	Count	Percentage
1	15	4.73%
2	24	7.57%
3	53	16.72%
4	78	24.61%
5	134	42.27%
NA	13	4.1%
<b>Total</b>	<b>317</b>	<b>100%</b>

5. This campus uses FitnessGram results to communicate students' physical education progress.: Rating



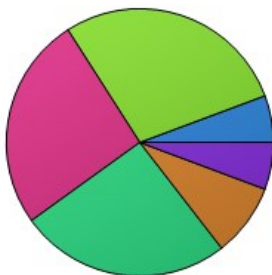
	Count	Percentage
1	29	9.18%
2	28	8.86%
3	77	24.37%
4	72	22.78%
5	68	21.52%
NA	42	13.29%
<b>Total</b>	<b>316</b>	<b>100%</b>

6. This campus provides students with opportunities to learn about healthy lifestyle choices.: Rating



	Count	Percentage
1	23	7.3%
2	45	14.29%
3	83	26.35%
4	77	24.44%
5	77	24.44%
NA	10	3.17%
<b>Total</b>	<b>315</b>	<b>100%</b>

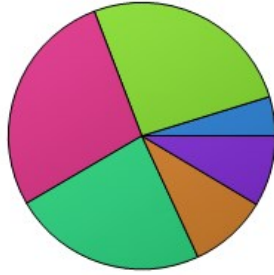
7. Parents and community members have opportunities to volunteer in school to support students and staff in various capacities.: Rating



	Count	Percentage
1	18	5.68%
2	28	8.83%
3	81	25.55%
4	82	25.87%
5	90	28.39%
NA	18	5.68%
<b>Total</b>	<b>317</b>	<b>100%</b>

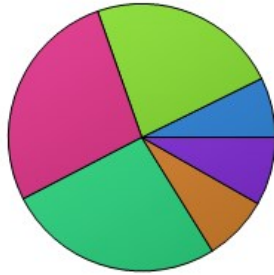


8. The staff members on this campus make a strong effort to involve parents and community members in school activities with the ultimate goal of improving student achievement.: Rating



	Count	Percentage
1	27	8.57%
2	30	9.52%
3	74	23.49%
4	87	27.62%
5	82	26.03%
NA	15	4.76%
<b>Total</b>	<b>315</b>	<b>100%</b>

9. Parents and community members are welcome to participate in making decisions for students' education (e.g., Site-Based Teams, PTO/PTA, Councils, Booster Clubs, or Advisory Groups).: Rating



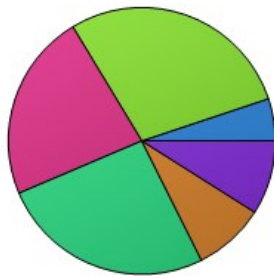
	Count	Percentage
1	26	8.23%
2	25	7.91%
3	83	26.27%
4	86	27.22%
5	73	23.1%
NA	23	7.28%
<b>Total</b>	<b>316</b>	<b>100%</b>

10. This campus offers multiple opportunities for students to acquire the knowledge and skills they need to be successful after high school in a career or college.: Rating



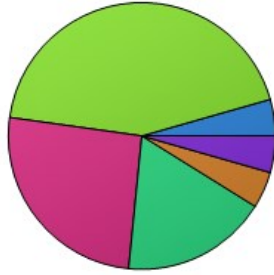
	Count	Percentage
1	19	6.01%
2	27	8.54%
3	66	20.89%
4	79	25%
5	112	35.44%
NA	13	4.11%
<b>Total</b>	<b>316</b>	<b>100%</b>

11. Teachers and counselors on this campus have worked with me to determine a career pathway and helped me make plans for my future after high school.: Rating



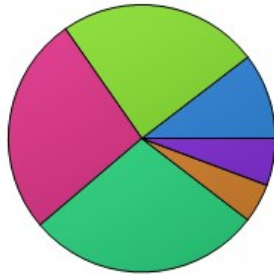
	Count	Percentage
1	28	8.97%
2	27	8.65%
3	81	25.96%
4	71	22.76%
5	89	28.53%
NA	16	5.13%
<b>Total</b>	<b>312</b>	<b>100%</b>

12. This campus offers students opportunities to earn college credit (through such avenues as dual credit courses and Advanced Placement testing) and industry certifications (through Career and Technical Education).: Rating



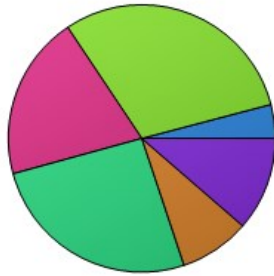
	Count	Percentage
1	14	4.43%
2	14	4.43%
3	56	17.72%
4	81	25.63%
5	137	43.35%
NA	14	4.43%
<b>Total</b>	<b>316</b>	<b>100%</b>

13. English Language Learners (ELLs) are provided the experiences and instruction they need to communicate and learn in English.: Rating



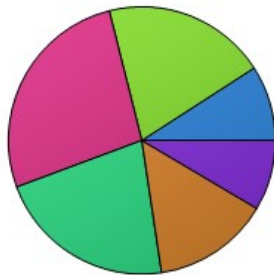
	Count	Percentage
1	18	5.68%
2	15	4.73%
3	90	28.39%
4	84	26.5%
5	77	24.29%
NA	33	10.41%
<b>Total</b>	<b>317</b>	<b>100%</b>

14. Foreign language courses are offered to students.: Rating



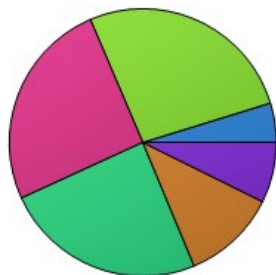
	Count	Percentage
1	36	11.36%
2	27	8.52%
3	82	25.87%
4	63	19.87%
5	96	30.28%
NA	13	4.1%
<b>Total</b>	<b>317</b>	<b>100%</b>

15. Multi-cultural activities are offered on this campus to celebrate diversity.: Rating



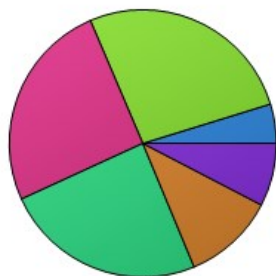
	Count	Percentage
1	27	8.49%
2	45	14.15%
3	69	21.7%
4	85	26.73%
5	63	19.81%
NA	29	9.12%
<b>Total</b>	<b>318</b>	<b>100%</b>

16. Students on this campus utilize a variety of technology tools to acquire knowledge and to demonstrate new learning.: Rating



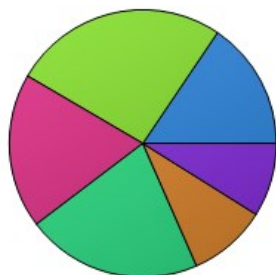
	Count	Percentage
1	23	7.3%
2	36	11.43%
3	77	24.44%
4	80	25.4%
5	84	26.67%
NA	15	4.76%
<b>Total</b>	<b>315</b>	<b>100%</b>

17. Most teachers on this campus use a variety of technology tools in daily lessons to engage students and enhance learning.: Rating



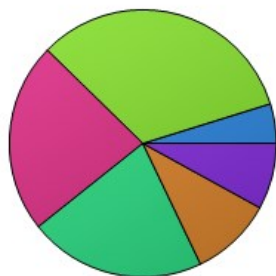
	Count	Percentage
1	24	7.62%
2	35	11.11%
3	77	24.44%
4	80	25.4%
5	84	26.67%
NA	15	4.76%
<b>Total</b>	<b>315</b>	<b>100%</b>

18. Students on this campus are required to sign the district's Acceptable Use Policy.: Rating



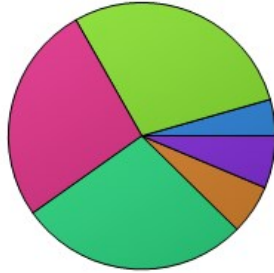
	Count	Percentage
1	28	8.89%
2	30	9.52%
3	67	21.27%
4	59	18.73%
5	82	26.03%
NA	49	15.56%
<b>Total</b>	<b>315</b>	<b>100%</b>

19. I believe that, overall, the teachers and staff members on this campus care about students and want them to succeed.: Rating



	Count	Percentage
1	25	7.99%
2	31	9.9%
3	67	21.41%
4	72	23%
5	103	32.91%
NA	15	4.79%
<b>Total</b>	<b>313</b>	<b>100%</b>

20. This campus places emphasis on providing students with appropriate instruction and intervention to ensure they master grade-level academic skills.: Rating



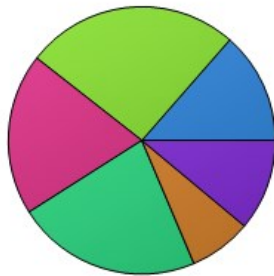
	Count	Percentage
1	20	6.33%
2	19	6.01%
3	88	27.85%
4	84	26.58%
5	91	28.8%
NA	14	4.43%
<b>Total</b>	<b>316</b>	<b>100%</b>

21. This campus provides multiple opportunities for students to earn or recover course credits so they graduate on time.: Rating



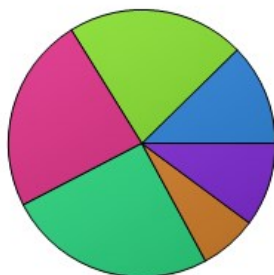
	Count	Percentage
1	18	5.68%
2	17	5.36%
3	71	22.4%
4	93	29.34%
5	101	31.86%
NA	17	5.36%
<b>Total</b>	<b>317</b>	<b>100%</b>

22. Students identified for Gifted and Talented (GT) services are provided a variety of academic opportunities which may include in-class instruction, mentorships, field trips, or research opportunities, etc.: Rating



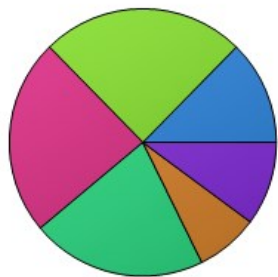
	Count	Percentage
1	35	11.04%
2	24	7.57%
3	71	22.4%
4	62	19.56%
5	82	25.87%
NA	43	13.56%
<b>Total</b>	<b>317</b>	<b>100%</b>

23. GT students are offered ways to demonstrate their talents to other students, to parents/community, or through competitions.: Rating



	Count	Percentage
1	32	10.13%
2	22	6.96%
3	80	25.32%
4	75	23.73%
5	68	21.52%
NA	39	12.34%
<b>Total</b>	<b>316</b>	<b>100%</b>

24. GT students are encouraged to monitor their own learning in order to meet their potentials or follow their passions.: Rating



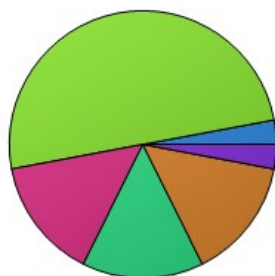
	Count	Percentage
1	32	10.13%
2	24	7.59%
3	67	21.2%
4	75	23.73%
5	78	24.68%
NA	40	12.66%
Total	316	100%

## Summary Report

All

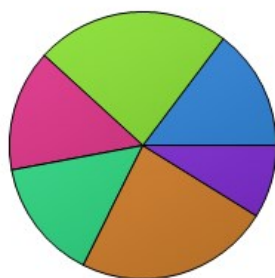
April 26, 2019 1:02 PM

1. The campus offers engaging opportunities for my child to participate in fine arts (e.g., art, music education, band, choir, and/or theatre).: Rating



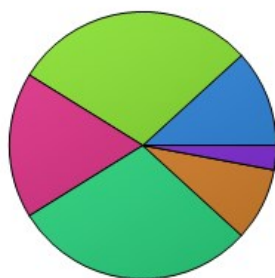
	Count	Percentage
1	1	2.94%
2	5	14.71%
3	5	14.71%
4	5	14.71%
5	17	50%
NA	1	2.94%
<b>Total</b>	<b>34</b>	<b>100%</b>

2. This campus offers parents the opportunity for input into the fine arts program.: Rating



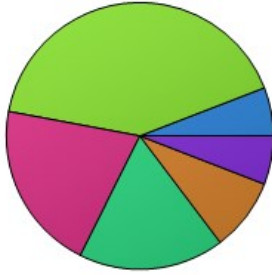
	Count	Percentage
1	3	8.82%
2	8	23.53%
3	5	14.71%
4	5	14.71%
5	8	23.53%
NA	5	14.71%
<b>Total</b>	<b>34</b>	<b>100%</b>

3. Parents and community members are welcomed to a wide variety of fine arts performances and events that showcase the students' talents.: Rating



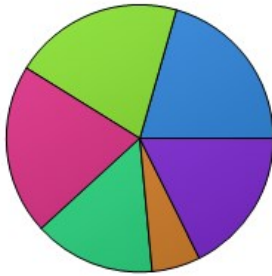
	Count	Percentage
1	1	2.94%
2	3	8.82%
3	10	29.41%
4	6	17.65%
5	10	29.41%
NA	4	11.76%
<b>Total</b>	<b>34</b>	<b>100%</b>

4. The campus offers a variety of opportunities for my child to be involved in wellness and physical education activities which may include, but is not limited to, athletic events and competitions.: Rating



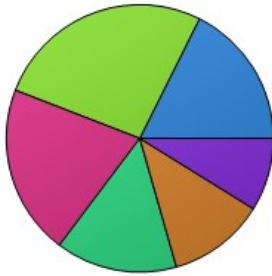
	Count	Percentage
1	2	5.88%
2	3	8.82%
3	6	17.65%
4	7	20.59%
5	14	41.18%
NA	2	5.88%
<b>Total</b>	<b>34</b>	<b>100%</b>

5. The campus uses FitnessGram results to communicate my child's physical education progress.: Rating



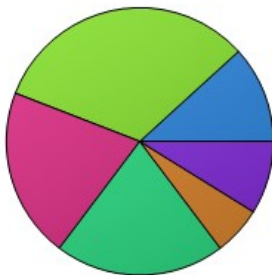
	Count	Percentage
1	6	17.65%
2	2	5.88%
3	5	14.71%
4	7	20.59%
5	7	20.59%
NA	7	20.59%
<b>Total</b>	<b>34</b>	<b>100%</b>

6. Wellness and fitness activities are provided to parents and community members to encourage healthy lifestyle choices.: Rating



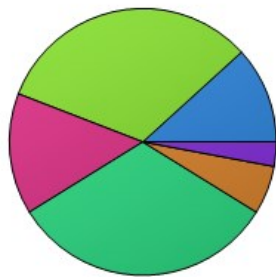
	Count	Percentage
1	3	8.82%
2	4	11.76%
3	5	14.71%
4	7	20.59%
5	9	26.47%
NA	6	17.65%
<b>Total</b>	<b>34</b>	<b>100%</b>

7. Parents and community members have opportunities to volunteer in schools to support students and staff in a variety of capacities.: Rating



	Count	Percentage
1	3	8.82%
2	2	5.88%
3	7	20.59%
4	7	20.59%
5	11	32.35%
NA	4	11.76%
<b>Total</b>	<b>34</b>	<b>100%</b>

8. Opportunities allow parents and/or community members to participate in making decisions for children’s education (e.g., Site-Based Teams, PTO/PTA, Councils, Booster Clubs, or Advisory Groups).: Rating



	Count	Percentage
1	1	2.94%
2	2	5.88%
3	11	32.35%
4	5	14.71%
5	11	32.35%
NA	4	11.76%
<b>Total</b>	<b>34</b>	<b>100%</b>

9. Parents and community members feel welcome when entering the school building/office.: Rating



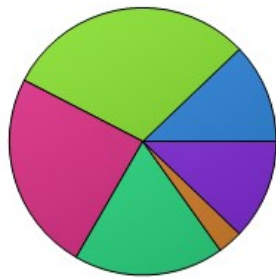
	Count	Percentage
1	1	3.12%
2	2	6.25%
3	6	18.75%
4	5	15.62%
5	14	43.75%
NA	4	12.5%
<b>Total</b>	<b>32</b>	<b>100%</b>

10. This campus offers multiple opportunities for students to acquire the knowledge and skills they need to be successful after high school in a career or college.: Rating



	Count	Percentage
1	2	5.88%
2	3	8.82%
3	2	5.88%
4	8	23.53%
5	14	41.18%
NA	5	14.71%
<b>Total</b>	<b>34</b>	<b>100%</b>

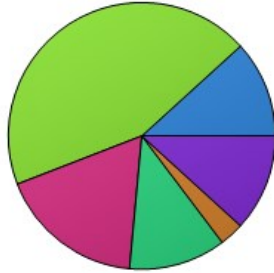
11. Parents and community members are provided information on helping students acquire the knowledge and skills they will need to be successful after high school.: Rating



	Count	Percentage
1	4	12.12%
2	1	3.03%
3	6	18.18%
4	8	24.24%
5	10	30.3%
NA	4	12.12%
<b>Total</b>	<b>33</b>	<b>100%</b>

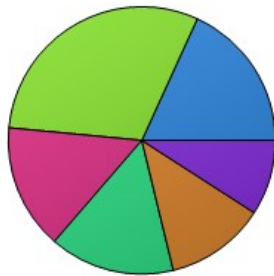


12. This campus offers students opportunities to earn college credit (through such avenues as dual credit courses and Advanced Placement testing) and industry certifications (through Career and Technical Education).: Rating



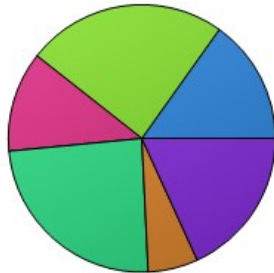
	Count	Percentage
1	4	11.76%
2	1	2.94%
3	4	11.76%
4	6	17.65%
5	15	44.12%
NA	4	11.76%
<b>Total</b>	<b>34</b>	<b>100%</b>

13. English Language Learners (ELLs) are provided the experiences and instruction they need to communicate and learn in English.: Rating



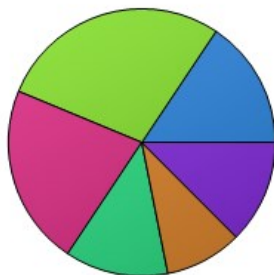
	Count	Percentage
1	3	9.09%
2	4	12.12%
3	5	15.15%
4	5	15.15%
5	10	30.3%
NA	6	18.18%
<b>Total</b>	<b>33</b>	<b>100%</b>

14. Multiple foreign language courses are offered to students.: Rating



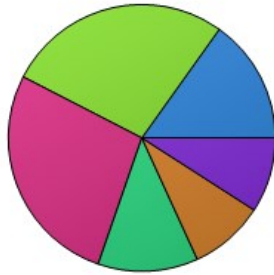
	Count	Percentage
1	6	18.18%
2	2	6.06%
3	8	24.24%
4	4	12.12%
5	8	24.24%
NA	5	15.15%
<b>Total</b>	<b>33</b>	<b>100%</b>

15. The campus/district offers classes to help parents/community members improve English skills.: Rating



	Count	Percentage
1	4	12.5%
2	3	9.38%
3	4	12.5%
4	7	21.88%
5	9	28.12%
NA	5	15.62%
<b>Total</b>	<b>32</b>	<b>100%</b>

16. Students have opportunities to utilize a variety of age-appropriate technology tools and applications to acquire knowledge and to demonstrate new learning.: Rating



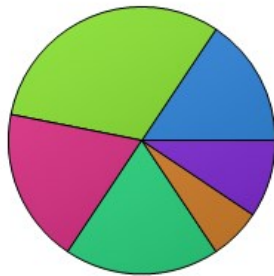
	Count	Percentage
1	3	9.09%
2	3	9.09%
3	4	12.12%
4	9	27.27%
5	9	27.27%
NA	5	15.15%
<b>Total</b>	<b>33</b>	<b>100%</b>

17. The campus/district provides a website that gives parents and community members valuable information and provides an avenue for parent communication to and from the school.: Rating



	Count	Percentage
1	1	3.03%
2	3	9.09%
3	6	18.18%
4	6	18.18%
5	12	36.36%
NA	5	15.15%
<b>Total</b>	<b>33</b>	<b>100%</b>

18. Students and parents are informed about the district's Acceptable Use Policy.: Rating



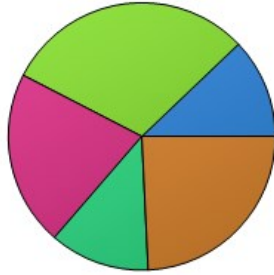
	Count	Percentage
1	3	9.38%
2	2	6.25%
3	6	18.75%
4	6	18.75%
5	10	31.25%
NA	5	15.62%
<b>Total</b>	<b>32</b>	<b>100%</b>

19. My child believes that, overall, the teachers and staff members on this campus care about students and want them to succeed.: Rating



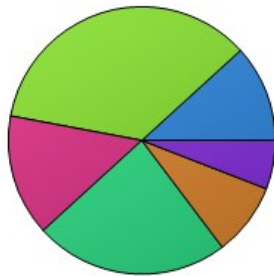
	Count	Percentage
1	3	8.82%
2	2	5.88%
3	6	17.65%
4	7	20.59%
5	12	35.29%
NA	4	11.76%
<b>Total</b>	<b>34</b>	<b>100%</b>

20. My child receives information about the importance of staying in school.: Rating



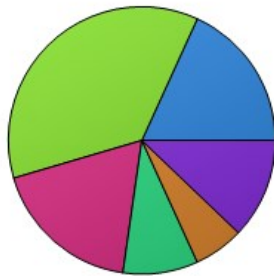
	Count	Percentage
1	0	0%
2	8	24.24%
3	4	12.12%
4	7	21.21%
5	10	30.3%
NA	4	12.12%
<b>Total</b>	<b>33</b>	<b>100%</b>

21. Parent and community members are involved in activities which help students meet the expectations for the grade level with the ultimate goal of graduating high school.: Rating



	Count	Percentage
1	2	5.88%
2	3	8.82%
3	8	23.53%
4	5	14.71%
5	12	35.29%
NA	4	11.76%
<b>Total</b>	<b>34</b>	<b>100%</b>

22. Students identified for Gifted and Talented (GT) services are provided a wide variety of academic opportunities which may include in-class instruction, mentorships, field trips, or research opportunities, etc.: Rating



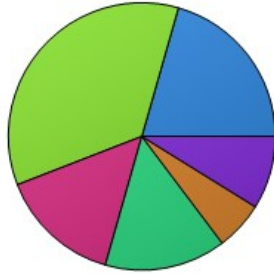
	Count	Percentage
1	4	12.12%
2	2	6.06%
3	3	9.09%
4	6	18.18%
5	12	36.36%
NA	6	18.18%
<b>Total</b>	<b>33</b>	<b>100%</b>

23. GT students are offered a means to showcase their talents to other students, to parents/community, or through competitions.: Rating



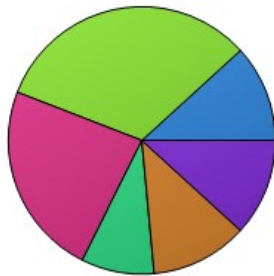
	Count	Percentage
1	2	6.06%
2	2	6.06%
3	6	18.18%
4	6	18.18%
5	11	33.33%
NA	6	18.18%
<b>Total</b>	<b>33</b>	<b>100%</b>

24. Parents are informed of gifted and talented procedures and the academic offerings of the GT program.: Rating



	Count	Percentage
1	3	8.82%
2	2	5.88%
3	5	14.71%
4	5	14.71%
5	12	35.29%
NA	7	20.59%
<b>Total</b>	<b>34</b>	<b>100%</b>

25. The campus/district has multiple avenues for sharing required documents and postings with parents and community, such as the district website, letters, newsletters, electronic communications, and face-to-face meetings.: Rating



	Count	Percentage
1	4	11.76%
2	4	11.76%
3	3	8.82%
4	8	23.53%
5	11	32.35%
NA	4	11.76%
<b>Total</b>	<b>34</b>	<b>100%</b>